

# CAPITAL IMPROVEMENT PLAN

FY's 21-26



# Table of Contents

Introduction .....	1
Summary Sheets.....	2
Section 1: General Projects.....	15
Section 2: Airport Projects .....	32
Section 3: Parks Projects.....	41
Section 4: Cemetery Projects.....	55
Section 5: Street Projects.....	63
Section 6: Wastewater Projects.....	86
Section 7: Field Service Projects.....	110
Section 8: Water Projects.....	120
Section 9: Stormwater Projects.....	156
Section 10: SRCI Projects.....	165

The FY 2021-22 – FY 2025-26 Capital Improvement Plan (CIP) represents the capital improvement projects in the proposed budget for FY 2021-22 and a four-year plan for FY 2022-23 – FY 2025-26. The CIP provides summary information for each project, including revenue source and expenditures, during the CIP period.

## Background

The CIP is intended as a supplemental document for the budget which provides more detail about capital projects and gives a look at upcoming projects. Each project page includes the following:

- A summary of when the project will start and end, the total budget of the project, and how much money has been appropriated as of the beginning of the next fiscal year.
- A description of the project.
- A description of the service impact of the project.
- A table of revenue sources and expenditures for the project over five years.
- A picture and map of the project may be available.

The CIP will be updated each year, removing completed projects, and adding projects as they enter the five-year scope.

## Organization

The following 10 sections are grouped generally into departmental categories. Projects within those sections are further sorted into categories. For example, the Wastewater section has sub-categories including Economic Development Initiatives, Wastewater Treatment Plant, Farm Systems, Buildings and Grounds, NPDES Regulatory Compliance, and Vehicles and Equipment.

## Project Descriptions and Expenditures

The project descriptions provided vary on the amount of detail provided and depend on the developmental stage that applies to each project. In the case of newly proposed projects, the costs and descriptions rely on information available from the respective capital improvement plans containing those projects or prior experience on similar projects.

Subsequent updates to the CIP will produce more uniform and detailed cost estimates, phasing assumptions, and descriptions as projects are further refined and developed. Budgeted funds are estimates of expenditures.



# Summary Sheets

Page #	Project Category	FY 21-22	Total Cost
<b>Section 1: General Projects</b>			
16	Economic Development Initiatives	\$ 1,073,351	\$ 7,368,715
29	Vehicles and Equipment	\$ 1,538,707	\$ 1,688,707
	<b>Subtotal</b>	<b>\$ 2,612,058</b>	<b>\$ 9,057,422</b>
<b>Section 2: Airport Projects</b>			
33	Economic Development Initiatives	\$ 82,000	\$ 282,000
35	Tarmac and Flight Mission Amenities	\$ -	\$ 1,650,000
37	Building and Grounds	\$ 50,000	\$ 50,000
40	Vehicles and Equipment	\$ -	\$ -
	<b>Subtotal</b>	<b>\$ 132,000</b>	<b>\$ 1,982,000</b>
<b>Section 3: Parks Projects</b>			
42	Economic Development Initiatives	\$ -	\$ -
43	Park Amenities	\$ 174,000	\$ 849,000
52	Park Irrigation Systems	\$ -	\$ -
53	Vehicles and Equipment	\$ 20,000	\$ 36,000
	<b>Subtotal</b>	<b>\$ 194,000</b>	<b>\$ 885,000</b>
<b>Section 4: Cemetery Projects</b>			
56	Building and Grounds	\$ -	\$ 63,500
59	Cemetery Irrigation Systems	\$ 37,000	\$ 90,000
61	Vehicles and Equipment	\$ -	\$ 43,500
	<b>Subtotal</b>	<b>\$ 37,000</b>	<b>\$ 197,000</b>
<b>Section 5: Street Projects</b>			
64	Economic Development Initiatives	\$ 3,612,018	\$ 8,066,018
69	Traffic Control	\$ 30,000	\$ 3,100,000
71	Pavement Rehabilitation	\$ 61,000	\$ 16,676,000
76	Sidewalks and School Zones	\$ 468,660	\$ 1,003,660
80	Building and Grounds	\$ -	\$ 60,000
82	Vehicles and Equipment	\$ -	\$ 1,020,000
	<b>Subtotal</b>	<b>\$ 4,171,678</b>	<b>\$ 29,925,678</b>
<b>Section 6: Wastewater Projects</b>			
87	Economic Development Initiatives	\$ 850,000	\$ 850,000
89	Wastewater Treatment Plant	\$ 401,630	\$ 2,359,630
96	Farm Systems	\$ 305,000	\$ 305,000
99	Building and Grounds	\$ 25,000	\$ 25,000
101	NPDES Regulatory Compliance	\$ 3,042,000	\$ 8,080,000
108	Vehicles and Equipment	\$ 510,000	\$ 510,000
	<b>Subtotal</b>	<b>\$ 5,133,630</b>	<b>\$ 12,129,630</b>

Continued next page.



# Summary Sheets

Page #	Project Category	FY 21-22	Total Cost
<b>Section 7: Field Services Projects</b>			
111	Economic Development Initiatives	\$ 380,000	\$ 1,490,000
115	Collection Systems	\$ 400,000	\$ 2,000,000
117	Water Distribution Systems	\$ 75,000	\$ 335,000
	<b>Subtotal</b>	<b>\$ 855,000</b>	<b>\$ 3,825,000</b>
<b>Section 8: Water Projects</b>			
122	Economic Development Initiatives	\$ 2,750,000	\$ 2,950,000
124	Wells and River Supply Systems	\$ 32,500	\$ 127,500
127	Water Treatment Plant	\$ 296,900	\$ 1,021,900
139	Booster Pump Stations	\$ 431,712	\$ 951,712
144	Reservoirs	\$ 27,000	\$ 6,012,000
150	Building and Grounds	\$ 117,500	\$ 435,500
154	Vehicles and Equipment	\$ 16,000	\$ 46,000
	<b>Subtotal</b>	<b>\$ 3,671,612</b>	<b>\$ 11,544,612</b>
<b>Section 9: Stormwater Projects</b>			
157	Economic Development Initiatives	\$ 20,000	\$ 75,000
159	Stormwater Mainline	\$ 90,000	\$ 490,000
163	Regulatory Compliance	\$ -	\$ 100,000
	<b>Subtotal</b>	<b>\$ 110,000</b>	<b>\$ 665,000</b>
<b>Section 10: SRCI</b>			
165	SRCI Infrastructure and Maintenance	\$ 260,000	\$ 570,000
	<b>Subtotal</b>	<b>\$ 260,000</b>	<b>\$ 570,000</b>
	<b>Total</b>	<b>\$ 17,176,978</b>	<b>\$ 70,781,342</b>

# Summary Sheets

## Section 1: General

Page #	Project Name	FY 21-22	Total Cost	Estimated Start	Estimated Completion
<b>Economic Development Initiatives</b>					
17	Downtown Attraction	\$ 50,000	\$ 615,000	FY 19-20	FY 22-23
18	Downtown Attraction Land	\$ 200,000	\$ 200,000	FY 21-22	FY 21-22
19	Downtown Lighting	\$ 96,000	\$ 171,000	FY 20-21	FY 21-22
20	Enterprise Camera System	\$ 20,000	\$ 90,000	FY 19-20	FY 21-22
21	Malheur River Trail	\$ 10,000	\$ 40,000	FY 20-21	FY 21-22
22	North Oregon-NW 9th Trailhead	\$ -	\$ 100,000	FY 23-24	FY 23-24
23	North-South Trail	\$ 75,000	\$ 575,000	FY 21-22	FY 23-24
24	Police Department Remodel	\$ 9,000	\$ 9,000	FY 21-22	FY 21-22
25	Police Radio Upgrade	\$ 175,701	\$ 175,701	FY 21-22	FY 21-22
26	South Oregon Street Irrigation	\$ 80,000	\$ 80,000	FY 21-22	FY 21-22
27	Tater Tot Trail	\$ 300,000	\$ 5,000,000	FY 20-21	FY 23-24
28	Wayfinding System	\$ 57,650	\$ 313,014	FY 19-20	FY 23-24
	<b>Subtotal</b>	<b>\$ 1,073,351</b>	<b>\$ 7,368,715</b>	<b>N/A</b>	<b>N/A</b>
<b>Vehicles and Equipment</b>					
30	Fire Chief Truck	\$ -	\$ 25,000	FY 22-23	FY 22-23
30	Ladder Truck	\$ 1,000,000	\$ 1,000,000	FY 22-23	FY 22-23
30	Rescue-1	\$ 450,000	\$ 450,000	FY 21-22	FY 21-22
31	Patrol Vehicle	\$ 48,000	\$ 144,000	FY 21-22	FY 22-23
31	Patrol in Vehicle Camera	\$ 10,000	\$ 30,000	FY 21-22	FY 22-23
31	Server	\$ 9,000	\$ 18,000	FY 20-21	FY 21-22
31	Station 2 Generator	\$ 21,707	\$ 21,707	FY 21-22	FY 21-22
	<b>Subtotal</b>	<b>\$ 1,538,707</b>	<b>\$ 1,688,707</b>	<b>N/A</b>	<b>N/A</b>
	<b>Total Costs</b>	<b>\$ 2,612,058</b>	<b>\$ 9,057,422</b>	<b>N/A</b>	<b>N/A</b>

# Summary Sheets

## Section 2: Airport

Page #	Project Name	FY 21-22	Total Cost	Estimated Start	Estimated Completion
<b>Economic Development Initiatives</b>					
34	Airport Master Plan- Update	\$ 82,000	\$ 282,000	FY 20-21	FY 21-22
	<b>Subtotal</b>	<b>\$ 82,000</b>	<b>\$ 282,000</b>	<b>N/A</b>	<b>N/A</b>
<b>Tarmac and Flight Mission Amenities</b>					
36	Airport Improvements	\$ -	\$ 1,650,000	FY 22-23	FY 27-28
	<b>Subtotal</b>	<b>\$ -</b>	<b>\$ 1,650,000</b>	<b>N/A</b>	<b>N/A</b>
<b>Building and Grounds</b>					
38	Airport Fencing	\$ 35,000	\$ 35,000	FY 21-22	FY 21-22
39	F-14 Phantom Concrete Pad	\$ 15,000	\$ 15,000	FY 21-22	FY 21-22
	<b>Subtotal</b>	<b>\$ 50,000</b>	<b>\$ 50,000</b>	<b>N/A</b>	<b>N/A</b>
<b>Vehicles and Equipment</b>					
	None				
	<b>Subtotal</b>	<b>\$ -</b>	<b>\$ -</b>	<b>N/A</b>	<b>N/A</b>
	<b>Total Costs</b>	<b>\$ 132,000</b>	<b>\$ 1,982,000</b>	<b>N/A</b>	<b>N/A</b>



# Summary Sheets

## Section 3: Parks

Page #	Project Name	FY 21-22	Total Cost	Estimated Start	Estimated Completion
<b>Economic Development Initiatives</b>					
	None				
	<b>Subtotal</b>	\$ -	\$ -	N/A	N/A
<b>Park Amenities</b>					
44	Beck Park Bathroom	\$ 144,000	\$ 144,000	FY 21-22	FY 21-22
45	Beck Park Bridge	\$ -	\$ 320,000	FY 20-21	FY 25-26
46	Beck Park Playground	\$ -	\$ 50,000	FY 24-25	FY 24-25
47	Beck Pond Floating Dock	\$ -	\$ 20,000	FY 22-23	FY 22-23
48	Lanterman Park Playground	\$ -	\$ 50,000	FY 22-23	FY 22-23
49	Lions Park Shelter	\$ -	\$ 65,000	FY 22-23	FY 22-23
50	Lions Park Sidewalk	\$ -	\$ 30,000	FY 22-23	FY 22-23
51	Park Match Program	\$ 30,000	\$ 170,000	FY 19-20	FY 25-26
	<b>Subtotal</b>	\$ 174,000	\$ 849,000	N/A	N/A
<b>Park Irrigation Systems</b>					
	None				
	<b>Subtotal</b>	\$ -	\$ -	N/A	N/A
<b>Vehicles and Equipment</b>					
54	Riding Mower	\$ 20,000	\$ 20,000	FY 21-22	FY 21-22
54	Utility Cart	\$ -	\$ 16,000	FY 22-23	FY 22-23
	<b>Subtotal</b>	\$ 20,000	\$ 36,000	N/A	N/A
	<b>Total Costs</b>	\$ 194,000	\$ 885,000	N/A	N/A

# Summary Sheets

## Section 4: Cemetery

Page #	Project Name	FY 21-22	Total Cost	Estimated Start	Estimated Completion
<b>Building and Grounds</b>					
57	Cemetery Shed	\$ -	\$ 47,500	FY 22-23	FY 22-23
58	Columbarium	\$ -	\$ 16,000	FY 20-21	N/A
	<b>Subtotal</b>	<b>\$ -</b>	<b>\$ 63,500</b>	<b>N/A</b>	<b>N/A</b>
<b>Cemetery Irrigation Systems</b>					
60	Evergreen Cemetery Irrigation	\$ 37,000	\$ 90,000	FY 20-21	FY 21-22
	<b>Subtotal</b>	<b>\$ 37,000</b>	<b>\$ 90,000</b>	<b>N/A</b>	<b>N/A</b>
<b>Vehicles and Equipment</b>					
62	Ford F150	\$ -	\$ 30,000	FY 24-25	FY 24-25
62	Riding Mower	\$ -	\$ 13,500	FY 23-24	FY 23-24
	<b>Subtotal</b>	<b>\$ -</b>	<b>\$ 43,500</b>	<b>N/A</b>	<b>N/A</b>
	<b>Total Costs</b>	<b>\$ 37,000</b>	<b>\$ 197,000</b>	<b>N/A</b>	<b>N/A</b>

# Summary Sheets

## Section 5: Streets

Page #	Project Name	FY 21-22	Total Cost	Estimated Start	Estimated Completion
<b>Economic Development Initiatives</b>					
65	North Oregon Street Development	\$ 140,000	\$ 1,540,000	FY 22-23	FY 24-25
66	North Park Boulevard Extension	\$ 20,000	\$ 1,320,000	FY 21-22	FY 23-24
67	SE 2nd Street Improvement	\$ 1,600,000	\$ 3,200,000	FY 21-22	FY 22-23
68	SE 5th Avenue Improvement	\$ 1,852,018	\$ 2,006,018	FY 20-21	FY 21-22
	<b>Subtotal</b>	<b>\$ 3,612,018</b>	<b>\$ 8,066,018</b>	<b>N/A</b>	<b>N/A</b>
<b>Traffic Control</b>					
70	ODOT Signal Upgrades	\$ 30,000	\$ 3,100,000	FY 20-21	FY 29-30
	<b>Subtotal</b>	<b>\$ 30,000</b>	<b>\$ 3,100,000</b>	<b>N/A</b>	<b>N/A</b>
<b>Pavement Rehabilitation</b>					
72	East Lane Rehabilitation	\$ 41,000	\$ 361,000	FY 21-22	FY 22-23
73	NE Area Street Rehabilitation	\$ -	\$ 10,215,000	FY 20-21	FY 26-27
74	Pavement Management System	\$ 20,000	\$ 100,000	FY 22-23	FY 26-27
75	Roadway Overhaul (Mill and Overlay)	\$ -	\$ 6,000,000	FY 23-24	FY 27-28
	<b>Subtotal</b>	<b>\$ 61,000</b>	<b>\$ 16,676,000</b>	<b>N/A</b>	<b>N/A</b>
<b>Sidewalks and School Zones</b>					
77	East Idaho Underpass/Intersection Improvement	\$ -	\$ 320,000	FY 22-23	FY 24-25
78	School Zone Mast Arm	\$ 20,000	\$ 235,000	FY 21-22	FY 22-23
79	Sidewalks (SRTS)	\$ 448,660	\$ 448,660	FY 21-22	FY 21-22
	<b>Subtotal</b>	<b>\$ 468,660</b>	<b>\$ 1,003,660</b>	<b>N/A</b>	<b>N/A</b>
<b>Buildings and Grounds</b>					
81	Sweeper Solids	\$ -	\$ 60,000	FY 20-21	FY 24-25
	<b>Subtotal</b>	<b>\$ -</b>	<b>\$ 60,000</b>	<b>N/A</b>	<b>N/A</b>
<b>Vehicles and Equipment</b>					
83	10-Yard Dump Truck/Snowplow	\$ -	\$ 219,000	FY 22-23	FY 22-23
83	Bucket Truck	\$ -	\$ 65,000	FY 22-23	FY 22-23
83	Mechanical Sweeper	\$ -	\$ 350,000	FY 25-26	FY 25-26
84	Vacuum Sweeper	\$ -	\$ 300,000	FY 22-23	FY 22-23
84	Paint Machine	\$ -	\$ 20,000	FY 22-23	FY 22-23
84	Steel Drum Roller for Chip Seal	\$ -	\$ 50,000	FY 22-23	FY 22-23
85	Utility Cart	\$ -	\$ 16,000	FY 23-24	FY 23-24
	<b>Subtotal</b>	<b>\$ -</b>	<b>\$ 1,020,000</b>	<b>N/A</b>	<b>N/A</b>
	<b>Total Cost</b>	<b>\$ 4,171,678</b>	<b>\$ 29,925,678</b>	<b>N/A</b>	<b>N/A</b>



# Summary Sheets

## Section 6: Wastewater

Page #	Project Name	FY 21-22	Total Cost	Estimated Start	Estimated Completion
<b>Economic Development Initiatives</b>					
88	Tapadera Lift Station	\$ 850,000	\$ 850,000	FY 21-22	FY 21-22
	<b>Subtotal</b>	<b>\$ 850,000</b>	<b>\$ 850,000</b>	<b>N/A</b>	<b>N/A</b>
<b>Wastewater Treatment Plant</b>					
90	Aerators	\$ -	\$ 1,800,000	FY 22-23	FY 22-23
91	CCTV System	\$ 175,000	\$ 175,000	FY 21-22	FY 21-22
92	Dump Pit Retrofit	\$ -	\$ 58,000	FY 23-24	FY 23-24
93	Flow Pacing VFD's	\$ 26,630	\$ 26,630	FY 21-22	FY 21-22
94	SCADA Telemetry	\$ -	\$ 100,000	FY 22-23	FY 22-23
95	Update WWTP PLC's	\$ 200,000	\$ 200,000	FY 21-22	FY 22-23
	<b>Subtotal</b>	<b>\$ 401,630</b>	<b>\$ 2,359,630</b>	<b>N/A</b>	<b>N/A</b>
<b>Farm Systems</b>					
97	Malheur Farm	\$ 80,000	\$ 80,000	FY 21-22	FY 21-22
98	Skyline Farm	\$ 225,000	\$ 225,000	FY 21-22	FY 21-22
	<b>Subtotal</b>	<b>\$ 305,000</b>	<b>\$ 305,000</b>	<b>N/A</b>	<b>N/A</b>
<b>Building and Grounds</b>					
100	Security Upgrade	\$ 25,000.0	\$ 25,000.0	FY 21-22	FY 21-22
	<b>Subtotal</b>	<b>\$ 25,000.0</b>	<b>\$ 25,000.0</b>	<b>N/A</b>	<b>N/A</b>
<b>NPDES Regulatory Compliance</b>					
102	CDBG Grant	\$ 2,500,000	\$ 2,500,000	FY 21-22	FY 21-22
103	Diffuser	\$ 272,000	\$ 710,000	FY 20-21	FY 23-24
104	Disinfection and Dechlorination System	\$ -	\$ 95,000	FY 22-23	FY 23-24
105	Facility Plan	\$ 270,000	\$ 270,000	FY 21-22	FY 21-22
106	pH Adjustment System	\$ -	\$ 5,000	FY 24-25	FY 24-25
107	Pollutant Source Identification	\$ -	\$ 4,500,000	FY 22-23	FY 30-31
	<b>Subtotal</b>	<b>\$ 3,042,000</b>	<b>\$ 8,080,000</b>	<b>N/A</b>	<b>N/A</b>
<b>Vehicles and Equipment</b>					
109	Pick Up Truck	\$ 35,000	\$ 35,000	FY 21-22	FY 21-22
109	Vaccon	\$ 450,000	\$ 450,000	FY 21-22	FY 21-22
109	Tractor Mower	\$ 25,000	\$ 25,000	FY 21-22	FY 21-22
	<b>Subtotal</b>	<b>\$ 510,000</b>	<b>\$ 510,000</b>	<b>N/A</b>	<b>N/A</b>
	<b>Totals</b>	<b>\$ 5,133,630</b>	<b>\$ 12,129,630</b>	<b>N/A</b>	<b>N/A</b>

# Summary Sheets

## Section 7: Field Services

Page #	Project Name	FY 21-22	Total Cost	Estimated Start	Estimated Completion
<b>Economic Development Initiatives</b>					
112	Airport Utility Extension	\$ 250,000	\$ 250,000	FY 21-22	FY 21-22
113	Navarette Property Development	\$ 70,000	\$ 660,000	FY 21-22	FY 22-23
114	TV200 Property Development	\$ 60,000	\$ 580,000	FY 21-22	FY 22-23
	<b>Subtotal</b>	<b>\$ 380,000</b>	<b>\$ 1,490,000</b>	<b>N/A</b>	<b>N/A</b>
<b>Collection Systems</b>					
116	Waterline Replacement	\$ 400,000	\$ 2,000,000	FY 21-22	FY 25-26
	<b>Subtotal</b>	<b>\$ 400,000</b>	<b>\$ 2,000,000</b>	<b>N/A</b>	<b>N/A</b>
<b>Water Distribution Systems</b>					
118	Meter Register Replacement	\$ 75,000	\$ 295,000	FY 18-19	FY 25-26
119	Well Abandonment	\$ -	\$ 40,000	FY 22-23	FY 22-23
	<b>Subtotal</b>	<b>\$ 75,000</b>	<b>\$ 335,000</b>	<b>N/A</b>	<b>N/A</b>
	<b>Total</b>	<b>\$ 855,000</b>	<b>\$ 3,825,000</b>	<b>N/A</b>	<b>N/A</b>

# Summary Sheets

## Section 8: Water

Page #	Project Name	FY 21-22	Total Cost	Estimated Start	Estimated Completion
<b>Economic Development Initiatives</b>					
123	WTP Capacity Increase	\$ 2,750,000	\$ 2,950,000	FY 19-20	FY 22-23
	<b>Subtotal</b>	<b>\$ 2,750,000</b>	<b>\$ 2,950,000</b>	<b>N/A</b>	<b>N/A</b>
<b>Wells and River Supply Systems</b>					
125	Well 14 - Flow Meter	\$ 7,500	\$ 7,500	FY 21-22	FY 21-22
126	Well Rehab	\$ 25,000	\$ 120,000	N/A	N/A
	<b>Subtotal</b>	<b>\$ 32,500</b>	<b>\$ 127,500</b>	<b>N/A</b>	<b>N/A</b>
<b>Water Treatment Plant</b>					
128	Automatic Backwash System	\$ 50,000	\$ 50,000	FY 21-22	FY 21-22
129	Chemical Storage Secondary Containment Improvement	\$ 15,000	\$ 15,000	FY 21-22	FY 21-22
130	Chlorine Generation System	\$ 7,500	\$ 22,500	FY 21-22	FY 22-23
131	CL17 Chlorine Analyzers	\$ 16,400	\$ 26,400	FY 20-21	FY 21-22
132	Effluent Control Valve Controllers	\$ 25,000	\$ 25,000	FY 21-22	FY 21-22
133	Floc Mechanism and Sediment Basin	\$ 50,000	\$ 550,000	FY 21-22	FY 22-23
134	Heinz Meter Signal	\$ 40,000	\$ 40,000	FY 21-22	FY 21-22
135	Microchlor Cell	\$ 15,000	\$ 105,000	FY 18-19	FY 25-26
136	SCADA Telemetry	\$ -	\$ 100,000	FY 22-23	FY 22-23
137	Turbidimeter Replacement	\$ 18,000	\$ 28,000	FY 20-21	FY 21-22
138	Vibration Analysis	\$ 60,000	\$ 60,000	FY 21-22	FY 21-22
	<b>Subtotal</b>	<b>\$ 296,900</b>	<b>\$ 1,021,900</b>	<b>N/A</b>	<b>N/A</b>
<b>Booster Pump Stations</b>					
140	Booster Pump (Eastside)	\$ 85,000	\$ 85,000	FY 21-22	FY 21-22
141	Booster Pump (Westside)	\$ 90,000	\$ 90,000	FY 21-22	FY 21-22
142	Booster Pump Auto Transfer Switch	\$ -	\$ 245,000	FY 22-23	FY 22-23
143	WTP Pump Replacements	\$ 256,712	\$ 531,712	FY 20-21	FY 21-22
	<b>Subtotal</b>	<b>\$ 431,712</b>	<b>\$ 951,712</b>	<b>N/A</b>	<b>N/A</b>
<b>Reservoirs</b>					
145	Reservoir (Bench)	\$ -	\$ 190,000	FY 22-23	FY 23-24
146	Reservoir (Eastside)	\$ -	\$ 5,500,000	FY 24-25	FY 25-26
147	Reservoir Inspection	\$ -	\$ 45,000	FY 20-21	FY 24-25
148	Reservoir Tie Off System	\$ 15,000	\$ 65,000	FY 21-22	FY 22-23
149	Reservoir (Westside)	\$ 12,000	\$ 212,000	FY 21-22	FY 22-23
	<b>Subtotal</b>	<b>\$ 27,000</b>	<b>\$ 6,012,000</b>	<b>N/A</b>	<b>N/A</b>

Continued next page.



# Summary Sheets

Page #	Project Name	FY 21-22	Total Cost	Estimated Start	Estimated Completion
<b>Buildings and Grounds</b>					
151	Security Upgrade	\$ 15,000	\$ 15,000	FY 21-22	FY 21-22
152	Solids Removal	\$ 50,000	\$ 188,000	FY 18-19	FY 25-26
153	WTP Facility Improvements	\$ 52,500	\$ 232,500	FY 21-22	FY 25-26
	<b>Subtotal</b>	<b>\$ 117,500</b>	<b>\$ 435,500</b>	<b>N/A</b>	<b>N/A</b>
<b>Vehicles and Equipment</b>					
155	Pick Up Truck	\$ -	\$ 30,000	FY 24-25	FY 24-25
155	UTV	\$ 16,000	\$ 16,000	FY 21-22	FY 21-22
	<b>Subtotal</b>	<b>\$ 16,000</b>	<b>\$ 46,000</b>	<b>N/A</b>	<b>N/A</b>
	<b>Total</b>	<b>\$ 3,671,612</b>	<b>\$ 11,544,612</b>	<b>N/A</b>	<b>N/A</b>

# Summary Sheets

## Section 9: Stormwater

Page #	Project Name	FY 21-22	Total Cost	Estimated Start	Estimated Completion
<b>Economic Development Initiatives</b>					
158	NE Pavement Improvement	\$ 20,000	\$ 75,000	FY 20-21	FY 22-23
	<b>Subtotal</b>	<b>\$ 20,000</b>	<b>\$ 75,000</b>	<b>N/A</b>	<b>N/A</b>
<b>Mainline</b>					
160	North Dorian Ditch	\$ 40,000	\$ 40,000	FY 21-22	FY 21-22
161	Stormwater Mainline- Repair	\$ 50,000	\$ 250,000	N/A	N/A
162	Upgrade Existing Storm System	\$ -	\$ 200,000	FY 22-23	FY 23-24
	<b>Subtotal</b>	<b>\$ 90,000</b>	<b>\$ 490,000</b>	<b>N/A</b>	<b>N/A</b>
<b>Regulatory Compliance</b>					
164	Update Storm Water Master Plan	\$ -	\$ 100,000	FY 23-24	FY 23-24
	<b>Subtotal</b>	<b>\$ -</b>	<b>\$ 100,000</b>	<b>N/A</b>	<b>N/A</b>
	<b>Total</b>	<b>\$ 110,000</b>	<b>\$ 665,000</b>	<b>N/A</b>	<b>N/A</b>

## Section 10: SRCI

Page #	Project Name	FY 21-22	Total Cost	Estimated Start	Estimated Completion
<b>SRCI Infrastructure Maintenance</b>					
166	Booster Pump (Canyon)	\$ 10,000	\$ 20,000	FY 21-22	FY 22-23
167	SRCI Lower Lift Station	\$ 250,000	\$ 550,000	FY 21-22	FY 22-23
	<b>Total</b>	<b>\$ 260,000</b>	<b>\$ 570,000</b>	<b>N/A</b>	<b>N/A</b>



# Section 1: General

## Section 1: General

Page #	Project Name	FY 21-22	Total Cost	Estimated Start	Estimated Completion
<b>Economic Development Initiatives</b>					
17	Downtown Attraction	\$ 50,000	\$ 615,000	FY 19-20	FY 22-23
18	Downtown Attraction Land	\$ 200,000	\$ 200,000	FY 21-22	FY 21-22
19	Downtown Lighting	\$ 96,000	\$ 171,000	FY 20-21	FY 21-22
20	Enterprise Camera System	\$ 20,000	\$ 90,000	FY 19-20	FY 21-22
21	Malheur River Trail	\$ 10,000	\$ 40,000	FY 20-21	FY 21-22
22	North Oregon-NW 9th Trailhead	\$ -	\$ 100,000	FY 23-24	FY 23-24
23	North-South Trail	\$ 75,000	\$ 575,000	FY 21-22	FY 23-24
24	Police Department Remodel	\$ 9,000	\$ 9,000	FY 21-22	FY 21-22
25	Police Radio Upgrade	\$ 175,701	\$ 175,701	FY 21-22	FY 21-22
26	South Oregon Street Irrigation	\$ 80,000	\$ 80,000	FY 21-22	FY 21-22
27	Tater Tot Trail	\$ 300,000	\$ 5,000,000	FY 20-21	FY 23-24
28	Wayfinding System	\$ 57,650	\$ 313,014	FY 19-20	FY 23-24
	<b>Subtotal</b>	<b>\$ 1,073,351</b>	<b>\$ 7,368,715</b>	<b>N/A</b>	<b>N/A</b>
<b>Vehicles and Equipment</b>					
30	Fire Chief Truck	\$ -	\$ 25,000	FY 22-23	FY 22-23
30	Ladder Truck	\$ 1,000,000	\$ 1,000,000	FY 22-23	FY 22-23
30	Rescue-1	\$ 450,000	\$ 450,000	FY 21-22	FY 21-22
31	Patrol Vehicle	\$ 48,000	\$ 144,000	FY 21-22	FY 22-23
31	Patrol in Vehicle Camera	\$ 10,000	\$ 30,000	FY 21-22	FY 22-23
31	Server	\$ 9,000	\$ 18,000	FY 20-21	FY 21-22
31	Station 2 Generator	\$ 21,707	\$ 21,707	FY 21-22	FY 21-22
	<b>Subtotal</b>	<b>\$ 1,538,707</b>	<b>\$ 1,688,707</b>	<b>N/A</b>	<b>N/A</b>
	<b>Total Costs</b>	<b>\$ 2,612,058</b>	<b>\$ 9,057,422</b>	<b>N/A</b>	<b>N/A</b>

## **Economic Development Initiatives**

# Section 1: General

## Downtown Attraction

**Project Status:** Planning

**Planned Start:** FY 19-20

**Estimated Completion:** FY 22-23

**Project Budget:** \$615,000

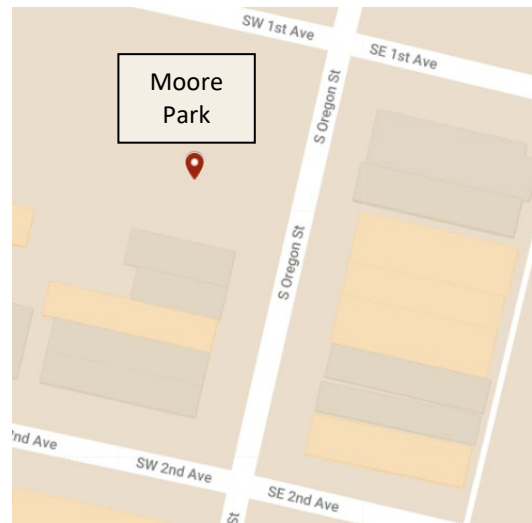
**Expended as of 7/1/21:** \$65,000

**Description:** A study was conducted in 2020 by Trademark to research a possible downtown attraction. Trademark presented three tiers of options: (1) mobile parklets containing outdoor eating spaces and shade structures, (2) a unique park experience at Moore Park, and (3) an observation tower at Moore Park.

**Service Impact:** The purpose of the downtown attraction is to create a unique experience that will attract travelers, bring them into Ontario, and expose them to Ontario’s stores and restaurants. This connects to the Desirability goal of the Council’s strategic plan.

### Accomplishments:

- Trademark completed their study in 2020.
- Funds for parklets were budgeted for the FY 2020-21 budget. Council also decided to further research an observation tower at Moore Park.



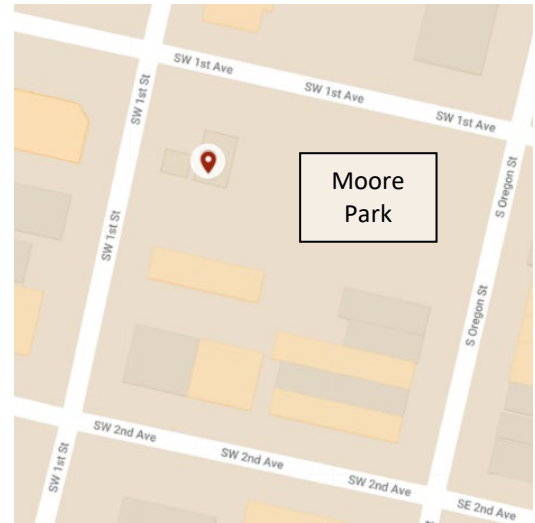
	Prior Years	FY 2021-22	FY 2022-23	FY 2023-24	FY 2024-25	FY 2025-26	Total
<b>Source of Funds</b>							
General Fund	\$ 50,000	\$ -	\$ -	\$ -	\$ -	\$ -	\$ 50,000
Trust Fund	\$ 15,000	\$ -	\$ -	\$ -	\$ -	\$ -	\$ 15,000
<b>Total Sources</b>	<b>\$ 65,000</b>	<b>\$ -</b>	<b>\$ -</b>	<b>\$ -</b>	<b>\$ -</b>	<b>\$ -</b>	<b>\$ 65,000</b>
<b>Use of Funds</b>							
Attraction Study	\$ 15,000	\$ -	\$ -	\$ -	\$ -	\$ -	\$ 15,000
Parklet Construction	\$ 50,000	\$ -	\$ -	\$ -	\$ -	\$ -	\$ 50,000
Design	\$ -	\$ 50,000	\$ -	\$ -	\$ -	\$ -	\$ 50,000
Construction	\$ -	\$ -	\$ 500,000	\$ -	\$ -	\$ -	\$ 500,000
<b>Total Uses</b>	<b>\$ 65,000</b>	<b>\$ 50,000</b>	<b>\$ 500,000</b>	<b>\$ -</b>	<b>\$ -</b>	<b>\$ -</b>	<b>\$ 615,000</b>

# Section 1: General

## Downtown Attraction Land Acquisition

**Project Status:** Planning  
**Planned Start:** FY 21-22  
**Estimated Completion:** FY 21-22  
**Project Budget:** \$200,000  
**Expended as of 7/1/21:** \$0

**Description:** This project would purchase land on the corner of SW 1<sup>st</sup> Street and SW 1<sup>st</sup> Avenue for the construction of a downtown attraction.



**Service Impact:** A study was conducted in 2020 by Trademark to research a possible downtown attraction. Trademark presented three tiers of options: (1) mobile parklets containing outdoor eating spaces and shade structures, (2) a unique park experience at Moore Park, and (3) an observation tower at Moore Park.

The purchase of the land adjacent to Moore Park will provide the city with land to move forward with the downtown attraction. This connects to the Desirability goal of the Council’s strategic plan.

**Accomplishments:**

- This project has not started.

	Prior Years	FY 2021-22	FY 2022-23	FY 2023-24	FY 2024-25	FY 2025-26	Total
<b>Source of Funds</b>							
General Fund	\$ -	\$ 200,000	\$ -	\$ -	\$ -	\$ -	\$ 200,000
<b>Total Sources</b>	<b>\$ -</b>	<b>\$ 200,000</b>	<b>\$ -</b>	<b>\$ -</b>	<b>\$ -</b>	<b>\$ -</b>	<b>\$ 200,000</b>
<b>Use of Funds</b>							
Land Purchase	\$ -	\$ 200,000	\$ -	\$ -	\$ -	\$ -	\$ 200,000
<b>Total Uses</b>	<b>\$ -</b>	<b>\$ 200,000</b>	<b>\$ -</b>	<b>\$ -</b>	<b>\$ -</b>	<b>\$ -</b>	<b>\$ 200,000</b>

# Section 1: General

## Downtown Lighting

**Project Status:** Planning

**Planned Start:** FY 20-21

**Estimated Completion:** FY 21-22

**Project Budget:** \$171,000

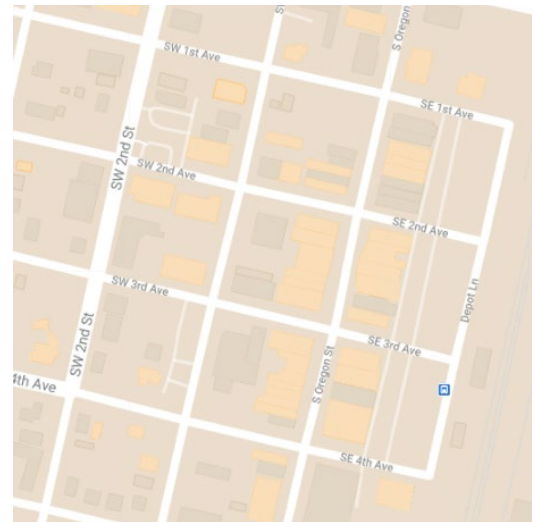
**Expended as of 7/1/21:** \$0

**Description:** The new lighting will follow the Downtown Master Plan. The 2021 budget included funding for South Oregon Street and the 2021-2022 budget will include matching lighting for 1<sup>st</sup> Street. The budget includes funding for the new light poles and the lamps will be changed to LED's with a 20 year life span. The new poles will have chases for water for hanging planters and data cables for smart street amenities. This will a level of efficiency that will save staff time and improve public safety.

**Service Impact:** This project will complete the decorative lighting aesthetic in downtown. This project connects to the Lifestyle goal of the Council's strategic plan.

### Accomplishments:

- This project has not started.
- Previous funds will carry over.



	Prior Years	FY 2021-22	FY 2022-23	FY 2023-24	FY 2024-25	FY 2025-26	Total
<b>Source of Funds</b>							
General Fund	\$ 75,000	\$ 96,000	\$ -	\$ -	\$ -	\$ -	\$ 171,000
<b>Total Sources</b>	<b>\$ 75,000</b>	<b>\$ 96,000</b>	<b>\$ -</b>	<b>\$ -</b>	<b>\$ -</b>	<b>\$ -</b>	<b>\$ 171,000</b>
<b>Use of Funds</b>							
Materials	\$ 75,000	\$ 96,000	\$ -	\$ -	\$ -	\$ -	\$ 171,000
<b>Total Uses</b>	<b>\$ 75,000</b>	<b>\$ 96,000</b>	<b>\$ -</b>	<b>\$ -</b>	<b>\$ -</b>	<b>\$ -</b>	<b>\$ 171,000</b>

## Enterprise Camera System

**Project Status:** Implementation

**Planned Start:** FY 19-20

**Estimated Completion:** FY 21-22

**Project Budget:** \$90,000

**Expended as of 7/1/21:** \$70,000

**Description:** The enterprise camera system, gives the City cloud access to all security cameras within the system. Three phases will introduce cameras to city property (facilities and parks), downtown Ontario, and crime hotspots. Cameras will not be installed in residential areas.

**Service Impact:** The purpose of this system is to force-multiply the Police Department and add deterrents to vandalism of city property.

**Accomplishments:**

- Verkada was chosen as the company to supply the system.
- Cameras were installed on city property (buildings and parks) in 2019.
- Cameras were installed at the County Court House in late 2020.



	Prior Years	FY 2021-22	FY 2022-23	FY 2023-24	FY 2024-25	FY 2025-26	Total
<b>Source of Funds</b>							
Reserve Fund	\$ 70,000	\$ 20,000	\$ -	\$ -	\$ -	\$ -	\$ 90,000
<b>Total Sources</b>	<b>\$ 70,000</b>	<b>\$ 20,000</b>	<b>\$ -</b>	<b>\$ -</b>	<b>\$ -</b>	<b>\$ -</b>	<b>\$ 90,000</b>
<b>Use of Funds</b>							
Equipment	\$ 70,000	\$ 20,000	\$ -	\$ -	\$ -	\$ -	\$ 90,000
<b>Total Uses</b>	<b>\$ 70,000</b>	<b>\$ 20,000</b>	<b>\$ -</b>	<b>\$ -</b>	<b>\$ -</b>	<b>\$ -</b>	<b>\$ 90,000</b>



# Section 1: General

## Malheur River Trail

**Project Status:** Implementation

**Planned Start:** FY 20-21

**Estimated Completion:** FY 21-22

**Project Budget:** \$40,000

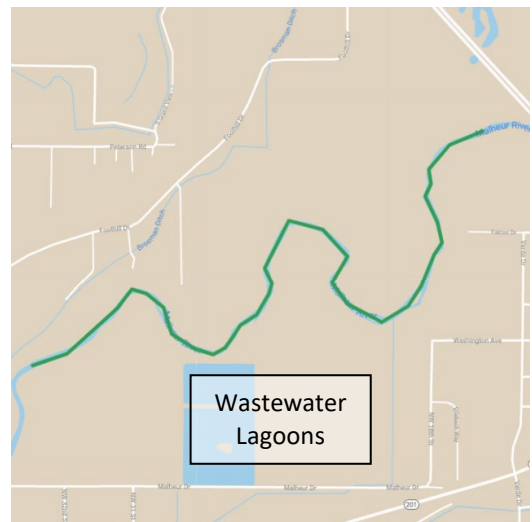
**Expended as of 7/1/21:** \$0

**Description:** West of the wastewater treatment plant is land leased to farmers. The irrigation pivot allows for a circular yield of crops, causing land in the corner of the lot to go unused. This provides prime access to the Malheur River, a natural water trail. The trail is approximately 3.2 miles long. Funds from the previous year will carry over.

**Service Impact:** This project provides parking, river access, and a small dock for tubing, kayaking, paddle boarding, etc. This connects to the Desirability and Lifestyle goals of the council’s strategic plan.

**Accomplishments:**

- Space for the output was agreed to with Idaho Power at the transformer substation just northwest of Exit 374 on I-84.
- In 2020, a parking lot and trail to the Malheur River created a trail head to the river input.
- Unused funds from FY 20-21 will carry over.



	Prior Years	FY 2021-22	FY 2022-23	FY 2023-24	FY 2024-25	FY 2025-26	Total
<b>Source of Funds</b>							
General Fund	\$ 30,000	\$ 10,000	\$ -	\$ -	\$ -	\$ -	\$ 40,000
<b>Total Sources</b>	<b>\$ 30,000</b>	<b>\$ 10,000</b>	<b>\$ -</b>	<b>\$ -</b>	<b>\$ -</b>	<b>\$ -</b>	<b>\$ 40,000</b>
<b>Use of Funds</b>							
Construction	\$ 30,000	\$ 10,000	\$ -	\$ -	\$ -	\$ -	\$ 40,000
<b>Total Uses</b>	<b>\$ 30,000</b>	<b>\$ 10,000</b>	<b>\$ -</b>	<b>\$ -</b>	<b>\$ -</b>	<b>\$ -</b>	<b>\$ 40,000</b>

# Section 1: General

## North Oregon-NW 9th Trailhead

**Project Status:** Planning

**Planned Start:** FY 23-24

**Estimated Completion:** FY 23-24

**Project Budget:** \$100,000

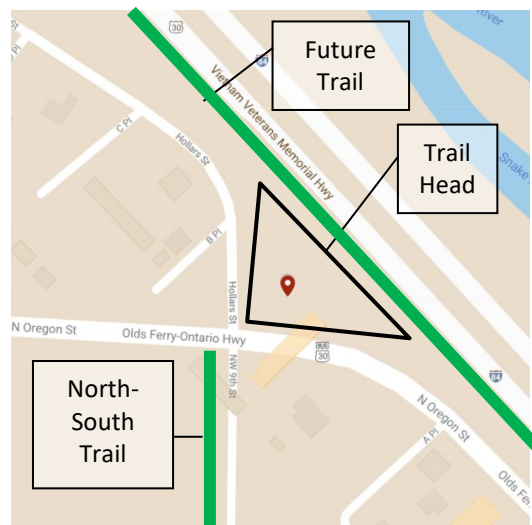
**Expended as of 7/1/21:** \$0

**Description:** This piece of ground left over from the new road construction of North Oregon and Northwest 9<sup>th</sup> St is an ideal place for a trail head. A trail from the State Park across the Highway already terminates close by. New trails are planned to go along the East Side of North Oregon and then down 9<sup>th</sup> Street to connect to Lions Park on the South.

**Service Impact:** This trail head will provide an opportunity for residents to park and ride either walk or bike down the future trails headed downtown, to the state park, future Tater Tots Trail, or toward Lions Park. This fulfills the Strategic Plan goals of Lifestyle creating more leisure activities for citizens and visitors while also improving the non-motorized transportation system.

**Accomplishments:**

- This project has not started.



	Prior Years	FY 2021-22	FY 2022-23	FY 2023-24	FY 2024-25	FY 2025-26	Total
<b>Source of Funds</b>							
General Fund	\$ -	\$ -	\$ -	\$ 100,000	\$ -	\$ -	\$ 100,000
<b>Total Sources</b>	<b>\$ -</b>	<b>\$ -</b>	<b>\$ -</b>	<b>\$ 100,000</b>	<b>\$ -</b>	<b>\$ -</b>	<b>\$ 100,000</b>
<b>Use of Funds</b>							
Construction	\$ -	\$ -	\$ -	\$ 100,000	\$ -	\$ -	\$ 100,000
<b>Total Uses</b>	<b>\$ -</b>	<b>\$ -</b>	<b>\$ -</b>	<b>\$ 100,000</b>	<b>\$ -</b>	<b>\$ -</b>	<b>\$ 100,000</b>

# Section 1: General

## North-South Trail

**Project Status:** Planning

**Planned Start:** FY 21-22

**Estimated Completion:** FY 22-23

**Project Budget:** \$575,000

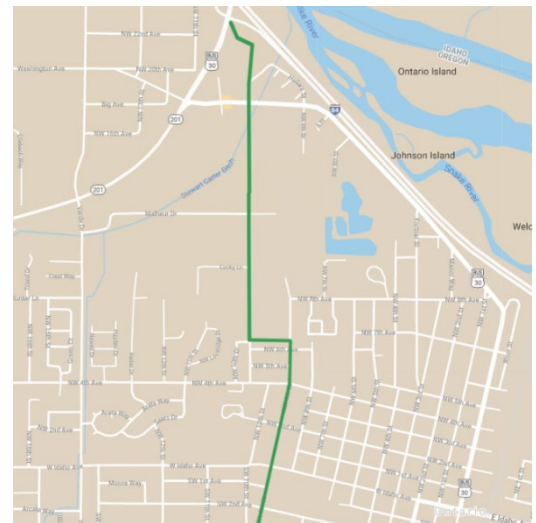
**Expended as of 7/1/21:** \$0

**Description:** The North-South Trail will connect the Treasure Valley Connector Trail (TVCT) with the Oregon State Park, north of I-84. It will be the second trail in Ontario's trail system. The trail is approximately 1.75 miles long.

**Service Impact:** Together with the TVCT citizens will have approximately 2.75 miles of unbroken, all-purpose trail. This adds to the city's amenities and desirability.

**Accomplishments:**

- This project has not started.



	Prior Years	FY 2021-22	FY 2022-23	FY 2023-24	FY 2024-25	FY 2025-26	Total
<b>Source of Funds</b>							
Oregon Community Paths	\$ -	\$ 67,297	\$ -	\$ -	\$ -	\$ -	\$ 67,297
General Fund	\$ -	\$ 7,703	\$ 500,000	\$ -	\$ -	\$ -	\$ 507,703
<b>Total Sources</b>	<b>\$ -</b>	<b>\$ 75,000</b>	<b>\$ 500,000</b>	<b>\$ -</b>	<b>\$ -</b>	<b>\$ -</b>	<b>\$ 575,000</b>
<b>Use of Funds</b>							
Design Engineering	\$ -	\$ 75,000	\$ -	\$ -	\$ -	\$ -	\$ 75,000
Construction	\$ -	\$ -	\$ 500,000	\$ -	\$ -	\$ -	\$ 500,000
<b>Total Uses</b>	<b>\$ -</b>	<b>\$ 75,000</b>	<b>\$ 500,000</b>	<b>\$ -</b>	<b>\$ -</b>	<b>\$ -</b>	<b>\$ 575,000</b>

# Section 1: General

## Police Department Remodel

**Project Status:** Planning

**Planned Start:** FY 21-22

**Estimated Completion:** FY 21-22

**Project Budget:** \$9,000

**Expended as of 7/1/21:** \$0

**Description:** This project will remodel the break room on the east side of the Police Department into an office for the second detective. The storage closet next to the first detective’s office will be remodeled to compensate for the loss of the larger break room.

**Service Impact:** This remodel is part of a larger effort to create a more efficient workspace for Police Department personnel.

**Accomplishments:**

This project has not started.

	Prior Years	FY 2021-22	FY 2022-23	FY 2023-24	FY 2024-25	FY 2025-26	Total
<b>Source of Funds</b>							
General Fund	\$ -	\$ 9,000	\$ -	\$ -	\$ -	\$ -	\$ 9,000
<b>Total Sources</b>	<b>\$ -</b>	<b>\$ 9,000</b>	<b>\$ -</b>	<b>\$ -</b>	<b>\$ -</b>	<b>\$ -</b>	<b>\$ 9,000</b>
<b>Use of Funds</b>							
Construction	\$ -	\$ 9,000	\$ -	\$ -	\$ -	\$ -	\$ 9,000
<b>Total Uses</b>	<b>\$ -</b>	<b>\$ 9,000</b>	<b>\$ -</b>	<b>\$ -</b>	<b>\$ -</b>	<b>\$ -</b>	<b>\$ 9,000</b>

## Radio Infrastructure

**Project Status:** Planning

**Planned Start:** FY 21-22

**Estimated Completion:** FY 21-22

**Project Budget:** \$175,701

**Expended as of 7/1/21:** \$0

**Description:** This project will finish the revamp of our first responder’s radio infrastructure. This includes the voting system, updated digital radios for patrol vehicles that are digital capable ready (P25), and Middle School reception upgrade.

**Service Impact:** Loss of first response communications puts citizens and first responders at risk and increases the risk of liability. Upgrading the radio infrastructure will ensure that first responders are working with a reliable radio system.

**Accomplishments:**

- This project has not started.

	Prior Years	FY 2021-22	FY 2022-23	FY 2023-24	FY 2024-25	FY 2025-26	Total
<b>Source of Funds</b>							
Reserve Funds	\$ -	\$ 175,701	\$ -	\$ -	\$ -	\$ -	\$ 175,701
<b>Total Sources</b>	<b>\$ -</b>	<b>\$ 175,701</b>	<b>\$ -</b>	<b>\$ -</b>	<b>\$ -</b>	<b>\$ -</b>	<b>\$ 175,701</b>
<b>Use of Funds</b>							
Middle School Upgrac	\$ -	\$ 20,701	\$ -	\$ -	\$ -	\$ -	\$ 20,701
Radio Upgrades	\$ -	\$ 155,000	\$ -	\$ -	\$ -	\$ -	\$ 155,000
<b>Total Uses</b>	<b>\$ -</b>	<b>\$ 175,701</b>	<b>\$ -</b>	<b>\$ -</b>	<b>\$ -</b>	<b>\$ -</b>	<b>\$ 175,701</b>



# Section 1: General

## South Oregon Street Irrigation

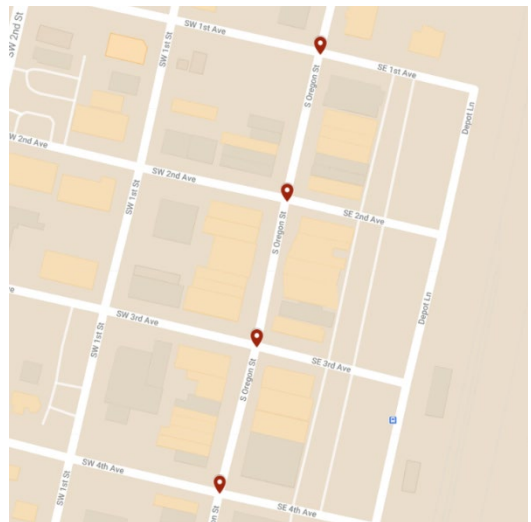
**Project Status:** Planning  
**Planned Start:** FY 21-22  
**Estimated Completion:** FY 21-22  
**Project Budget:** \$80,000  
**Expended as of 7/1/21:** \$0

**Description:** In spring of 2020, the City completed the South Oregon Street ADA compliance project which introduced bulb-outs with landscaping features to downtown Ontario. As a follow-up project, the city will add irrigation to these bulb-outs.

**Service Impact:** The irrigation system will automate watering, allowing Jacobs staff to provide services elsewhere. This connects to the Lifestyle goal of the Council’s strategic plan.

**Accomplishments:**

- This project has not started.



	Prior Years	FY 2021-22	FY 2022-23	FY 2023-24	FY 2024-25	FY 2025-26	Total
<b>Source of Funds</b>							
General Fund	\$ -	\$ 80,000	\$ -	\$ -	\$ -	\$ -	\$ 80,000
<b>Total Sources</b>	<b>\$ -</b>	<b>\$ 80,000</b>	<b>\$ -</b>	<b>\$ -</b>	<b>\$ -</b>	<b>\$ -</b>	<b>\$ 80,000</b>
<b>Use of Funds</b>							
Materials	\$ -	\$ 80,000	\$ -	\$ -	\$ -	\$ -	\$ 80,000
<b>Total Uses</b>	<b>\$ -</b>	<b>\$ 80,000</b>	<b>\$ -</b>	<b>\$ -</b>	<b>\$ -</b>	<b>\$ -</b>	<b>\$ 80,000</b>

# Section 1: General

## Tater Tot Trail

**Project Status:** Planning

**Planned Start:** FY 20-21

**Estimated Completion:** FY 23-24

**Project Budget:** \$5,075,000

**Expended as of 7/1/21:** \$100,000

**Description:** The Tater Tot Trail is an approximately 3-mile trail that will follow the banks of the Snake River from the Water Treatment Plant to the State Park. This project will rely primarily on state and federal grants.

**Service Impact:** The Tater Tot Trail will be the third trail in Ontario’s trail system. Together with the Treasure Valley Connector Trail and North-South Trail, citizens will have approximately 5.75 miles of unbroken, all-purpose trail. This connects with the Desirability and Lifestyle goals of the Council’s strategic plan.

**Accomplishments:**

- Land acquired from Walmart in January 2021 for \$10,000.



	Prior Years	FY 2021-22	FY 2022-23	FY 2023-24	FY 2024-25	FY 2025-26	Total
<b>Source of Funds</b>							
General Fund	\$ 100,000	\$ 300,000	\$ 300,000	\$ -	\$ -	\$ -	\$ 700,000
Grant	\$ -	\$ -	\$ -	\$ 4,375,000	\$ -	\$ -	\$ 4,375,000
<b>Total Sources</b>	<b>\$ 100,000</b>	<b>\$ 300,000</b>	<b>\$ 300,000</b>	<b>\$ 4,375,000</b>	<b>\$ -</b>	<b>\$ -</b>	<b>\$ 5,075,000</b>
<b>Use of Funds</b>							
Land Acquisition	\$ 100,000	\$ -	\$ -	\$ -	\$ -	\$ -	\$ 100,000
Construction	\$ -	\$ 300,000	\$ 300,000	\$ 4,375,000	\$ -	\$ -	\$ 4,975,000
<b>Total Uses</b>	<b>\$ 100,000</b>	<b>\$ 300,000</b>	<b>\$ 300,000</b>	<b>\$ 4,375,000</b>	<b>\$ -</b>	<b>\$ -</b>	<b>\$ 5,075,000</b>



# Section 1: General

## Wayfinding System

**Project Status:** Implementation

**Planned Start:** FY 20-21

**Estimated Completion:** FY 23-24

**Project Budget:** \$313,014

**Expended as of 7/1/21:** \$155,000

**Description:** The wayfinding system adds signage all around Ontario directing travelers into town to businesses and amenities.

**Service Impact:** Signage and branding will add to the beautification of the city and draw travelers to businesses and amenities. It will also directions to Ontario’s trail system.



### Accomplishments:

- In fall of 2019, the city was awarded a \$20,000 Travel Oregon Grant to conduct a study.
- Trademark completed the wayfinding study in summer of 2020.
- The new city brand was implemented in fall of 2020.

	Prior Years	FY 2021-22	FY 2022-23	FY 2023-24	FY 2024-25	FY 2025-26	Total
<b>Source of Funds</b>							
Our Town Grant	\$ 135,000	\$ -	\$ -	\$ -	\$ -	\$ -	\$ 135,000
Travel Oregon Grant	\$ 20,000	\$ -	\$ -	\$ -	\$ -	\$ -	\$ 20,000
General Fund		\$ 57,650	\$ 38,364	\$ 62,000	\$ -	\$ -	\$ 158,014
<b>Total Sources</b>	<b>\$ 155,000</b>	<b>\$ 57,650</b>	<b>\$ 38,364</b>	<b>\$ 62,000</b>	<b>\$ -</b>	<b>\$ -</b>	<b>\$ 313,014</b>
<b>Use of Funds</b>							
Wayfinding Study	\$ 20,000	\$ -	\$ -	\$ -	\$ -	\$ -	\$ 20,000
Wayfinding Signage	\$ 135,000	\$ 57,650	\$ 38,364	\$ 62,000	\$ -	\$ -	\$ 293,014
<b>Total Uses</b>	<b>\$ 155,000</b>	<b>\$ 57,650</b>	<b>\$ 38,364</b>	<b>\$ 62,000</b>	<b>\$ -</b>	<b>\$ -</b>	<b>\$ 313,014</b>

## **Vehicles and Equipment**

# Section 1: General

## Vehicles and Equipment

**Fire Chief Truck:** This will replace the Fire Chief's 2003 Ford Expedition. The replacement will be a pickup truck with a shell. This will allow the chief to store equipment and clothing out of the cab which will limit the chief to the harmful carcinogens from fires.

**Mileage:** 93,596

**Replacing:** FY 22-23

**Cost:** \$25,000



**Ladder Truck:** The city's current ladder truck is a 1987 Seagraves Ladder Truck. The rig has many mechanical problems and replacement parts for the vehicle are becoming harder to find and in some cases are no longer available. The ladder truck is the only one of its kind in the fleet and our mutual aid area. The city submitted a grant which will fund the majority of the cost. Match money will come from the Fire Apparatus department in the Capital Projects Fund.

**Mileage:** 20,393

**Replacing:** FY 21-22

**Cost:** \$1,000,000

**Rescue-1:** Rescue-1 is the most used vehicle in the fleet and is the city's primary first response vehicle. The rig is experiencing an increase in mechanical problems and is becoming increasingly unreliable. The city submitted a grant which will fund the entirety of the vehicle.

**Mileage:** 102,010

**Replacing:** FY 21-22

**Cost:** \$400,000



# Section 1: General

**Patrol Vehicles and In-Vehicle Cameras:** On average, patrol vehicles drive about 15,000 miles per year. Three vehicles are due for replacement in the coming five years. Each vehicle will cost about \$48,000. We will equip each with a \$10,000 in-vehicle camera. The vehicles due to be replaced are: 2012 Dodge Charger (76) and two 2015 Ford Taurus (68 and 69).

**Mileage:** 114,147; 66,988; 75,849

**Replacing:** FY 21-22; FY 22-23; FY 22-23

**Cost:** \$174,000 (Total)



**Server:** The first of two servers was purchased in FY 20-21. The second will complete the upgrade and consolidation of our server system.

**Mileage:** N/A

**Replacing:** FY 21-22

**Cost:** \$9,000



**Station 2 Generator:** Current generator is having mechanical problems requiring multiple repairs. Original generator was donated. Funding will come from the Public Safety Department in the Reserve Fund.

**Mileage:** N/A

**Replacing:** FY 21-22

**Cost:** \$21,707

# Section 2: Airport

## Section 2: Airport

Page #	Project Name	FY 21-22	Total Cost	Estimated Start	Estimated Completion
<b>Economic Development Initiatives</b>					
34	Airport Master Plan- Update	\$ 82,000	\$ 282,000	FY 20-21	FY 21-22
	<b>Subtotal</b>	<b>\$ 82,000</b>	<b>\$ 282,000</b>	<b>N/A</b>	<b>N/A</b>
<b>Tarmac and Flight Mission Amenities</b>					
36	Airport Improvements	\$ -	\$ 1,650,000	FY 22-23	FY 27-28
	<b>Subtotal</b>	<b>\$ -</b>	<b>\$ 1,650,000</b>	<b>N/A</b>	<b>N/A</b>
<b>Building and Grounds</b>					
38	Airport Fencing	\$ 35,000	\$ 35,000	FY 21-22	FY 21-22
39	F-14 Phantom Concrete Pad	\$ 15,000	\$ 15,000	FY 21-22	FY 21-22
	<b>Subtotal</b>	<b>\$ 50,000</b>	<b>\$ 50,000</b>	<b>N/A</b>	<b>N/A</b>
<b>Vehicles and Equipment</b>					
	None				
	<b>Subtotal</b>	<b>\$ -</b>	<b>\$ -</b>	<b>N/A</b>	<b>N/A</b>
	<b>Total Costs</b>	<b>\$ 132,000</b>	<b>\$ 1,982,000</b>	<b>N/A</b>	<b>N/A</b>

## **Economic Development Initiatives**



# Section 2: Airport

## Airport Improvements

**Project Status:** Planning

**Estimated Start:** FY 22-23

**Estimated Completion:** FY 27-28

**Project Budget:** \$1,650,000

**Expended as of 7/1/21:** \$0

**Description:** Using matching funds, the City plans to leverage FAA grant funding for several projects at the airport. This includes seal coat and crack fill of the runway, taxiway, and apron; and design and construction of the SE apron and taxiway expansion.

**Service Impact:** These projects will increase amenities at the airport which will help for developers and the overall expansion of airport services.



### Accomplishments:

- This project has not started.

	Prior Years	FY 2021-22	FY 2022-23	FY 2023-24	FY 2024-25	FY 2025-26	Post FY 2025-26	Total
<b>Source of Funds</b>								
FAA Grant	\$ -	\$ -	\$ 270,000	\$ -	\$ 90,000	\$ 675,000	\$ 450,000	\$ 1,485,000
General Fund	\$ -	\$ -	\$ 30,000	\$ -	\$ 10,000	\$ 75,000	\$ 50,000	\$ 165,000
<b>Total Sources</b>	<b>\$ -</b>	<b>\$ -</b>	<b>\$ 300,000</b>	<b>\$ -</b>	<b>\$ 100,000</b>	<b>\$ 750,000</b>	<b>\$ 500,000</b>	<b>\$ 1,650,000</b>
<b>Use of Funds</b>								
Rehab Runway, Taxiway, and Apron	\$ -	\$ -	\$ 300,000	\$ -	\$ -	\$ -	\$ -	\$ 300,000
SE Apron/Taxiway Expansion Design	\$ -	\$ -	\$ -	\$ -	\$ 100,000	\$ -	\$ -	\$ 100,000
SE Apron/Taxiway Phase I Construction	\$ -	\$ -	\$ -	\$ -	\$ -	\$ 750,000	\$ -	\$ 750,000
SE Apron/Taxiway Phase II Construction	\$ -	\$ -	\$ -	\$ -	\$ -	\$ -	\$ 500,000	\$ 500,000
<b>Total Uses</b>	<b>\$ -</b>	<b>\$ -</b>	<b>\$ 300,000</b>	<b>\$ -</b>	<b>\$ 100,000</b>	<b>\$ 750,000</b>	<b>\$ 500,000</b>	<b>\$ 1,650,000</b>



## **Tarmac and Flight Mission Amenities**

# Section 2: Airport

## Airport Master Plan

**Project Status:** Implementation

**Planned Start:** FY 20-21

**Estimated Completion:** FY 21-22

**Project Budget:** \$282,000

**Expended as of 7/1/21:** \$200,000

**Description:** An airport master plan represents the airport’s long-term development plan. An airport master plan should be updated every 10 years. Ontario’s master plan was last updated in 1992.

**Service Impact:** The updated master plan will direct all development plans coming in the next 10 years.



### Accomplishments:

- The city was awarded \$200,000 from a Border Board grant at the end of 2020 for the update of the Airport Master Plan.
- JUB Engineering was awarded the bid to update the master plan.

	Prior Years	FY 2021-22	FY 2022-23	FY 2023-24	FY 2024-25	FY 2025-26	Total
<b>Source of Funds</b>							
Border Board Grant	\$ 200,000	\$ -	\$ -	\$ -	\$ -	\$ -	\$ 200,000
FAA Grant	\$ -	\$ 45,000	\$ -	\$ -	\$ -	\$ -	\$ 45,000
General Fund	\$ -	\$ 37,000	\$ -	\$ -	\$ -	\$ -	\$ 37,000
<b>Total Sources</b>	<b>\$ 200,000</b>	<b>\$ 82,000</b>	<b>\$ -</b>	<b>\$ -</b>	<b>\$ -</b>	<b>\$ -</b>	<b>\$ 282,000</b>
<b>Use of Funds</b>							
Layout Plan Update	\$ -	\$ 50,000	\$ -	\$ -	\$ -	\$ -	\$ 50,000
Master Plan Update	\$ 200,000	\$ 32,000	\$ -	\$ -	\$ -	\$ -	\$ 232,000
<b>Total Uses</b>	<b>\$ 200,000</b>	<b>\$ 82,000</b>	<b>\$ -</b>	<b>\$ -</b>	<b>\$ -</b>	<b>\$ -</b>	<b>\$ 282,000</b>

## **Buildings and Grounds**

# Section 2: Airport

## Airport Fence

**Project Status:** Planning

**Estimated Start:** FY 21-22

**Estimated Completion:** FY 21-22

**Project Budget:** \$35,000

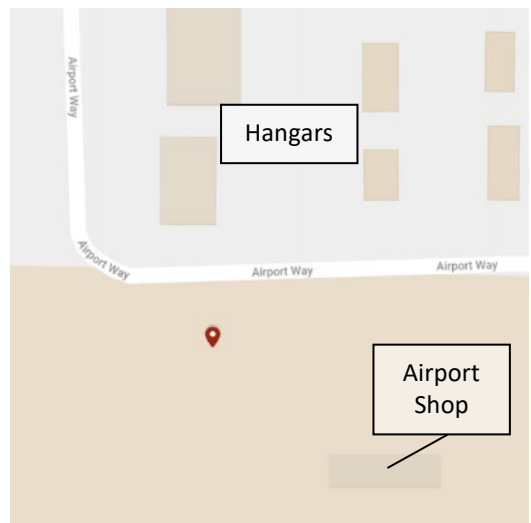
**Expended as of 7/1/21:** \$0

**Description:** This project will realign fencing around public parking on the east side of the Airport which is located along Airport Way.

**Service Impact:** Realignment of the fence will prevent unauthorized access to the airport as well as vehicle traffic on the taxiway. Authorized vehicles will still have access to their hangars but must comply with airport parking regulations. This project connects with Strategy 1: Focus on the Airport from the Growth goal in Council’s strategic plan.

**Accomplishments:**

- This project has not started.



	Prior Years	FY 2021-22	FY 2022-23	FY 2023-24	FY 2024-25	FY 2025-26	Total
<b>Source of Funds</b>							
General Fund	\$ -	\$ 35,000	\$ -	\$ -	\$ -	\$ -	\$ 35,000
<b>Total Sources</b>	<b>\$ -</b>	<b>\$ 35,000</b>	<b>\$ -</b>	<b>\$ -</b>	<b>\$ -</b>	<b>\$ -</b>	<b>\$ 35,000</b>
<b>Use of Funds</b>							
Construction	\$ -	\$ 35,000	\$ -	\$ -	\$ -	\$ -	\$ 35,000
<b>Total Uses</b>	<b>\$ -</b>	<b>\$ 35,000</b>	<b>\$ -</b>	<b>\$ -</b>	<b>\$ -</b>	<b>\$ -</b>	<b>\$ 35,000</b>

# Section 2: Airport

## F-4 Phantom Concrete Pad

**Project Status:** Planning

**Estimated Start:** FY 21-22

**Estimated Completion:** FY 21-22

**Project Budget:** \$15,000

**Expended as of 7/1/21:** \$0

**Description:** A Phantom F-4 is located at the Ontario Municipal Airport. This project will move the jet out of the airport and onto a concrete pad on the Fire Station 2 property. The Airport Manager will work with local veteran organizations to plan fundraising opportunities which may decrease the cost.

**Service Impact:** Moving the jet to a new location will give the public an opportunity to visit, take pictures, and honor veterans.

**Accomplishments:**

- This project has not started.



	Prior Years	FY 2021-22	FY 2022-23	FY 2023-24	FY 2024-25	FY 2025-26	Total
<b>Source of Funds</b>							
General Fund	\$ -	\$ 15,000	\$ -	\$ -	\$ -	\$ -	\$ 15,000
<b>Total Sources</b>	<b>\$ -</b>	<b>\$ 15,000</b>	<b>\$ -</b>	<b>\$ -</b>	<b>\$ -</b>	<b>\$ -</b>	<b>\$ 15,000</b>
<b>Use of Funds</b>							
Construction	\$ -	\$ 15,000	\$ -	\$ -	\$ -	\$ -	\$ 15,000
<b>Total Uses</b>	<b>\$ -</b>	<b>\$ 15,000</b>	<b>\$ -</b>	<b>\$ -</b>	<b>\$ -</b>	<b>\$ -</b>	<b>\$ 15,000</b>

## **Vehicles and Equipment**

# Section 3: Parks

## Section 3: Parks

Page #	Project Name	FY 21-22	Total Cost	Estimated Start	Estimated Completion
<b>Economic Development Initiatives</b>					
	None				
	<b>Subtotal</b>	\$ -	\$ -	N/A	N/A
<b>Park Amenities</b>					
44	Beck Park Bathroom	\$ 144,000	\$ 144,000	FY 21-22	FY 21-22
45	Beck Park Bridge	\$ -	\$ 320,000	FY 20-21	FY 25-26
46	Beck Park Playground	\$ -	\$ 50,000	FY 24-25	FY 24-25
47	Beck Pond Floating Dock	\$ -	\$ 20,000	FY 22-23	FY 22-23
48	Lanterman Park Playground	\$ -	\$ 50,000	FY 22-23	FY 22-23
49	Lions Park Shelter	\$ -	\$ 65,000	FY 22-23	FY 22-23
50	Lions Park Sidewalk	\$ -	\$ 30,000	FY 22-23	FY 22-23
51	Park Match Program	\$ 30,000	\$ 170,000	FY 19-20	FY 25-26
	<b>Subtotal</b>	\$ 174,000	\$ 849,000	N/A	N/A
<b>Park Irrigation Systems</b>					
	None				
	<b>Subtotal</b>	\$ -	\$ -	N/A	N/A
<b>Vehicles and Equipment</b>					
54	Riding Mower	\$ 20,000	\$ 20,000	FY 21-22	FY 21-22
54	Utility Cart	\$ -	\$ 16,000	FY 22-23	FY 22-23
	<b>Subtotal</b>	\$ 20,000	\$ 36,000	N/A	N/A
	<b>Total Costs</b>	\$ 194,000	\$ 885,000	N/A	N/A

## **Economic Development Initiatives**



## Park Amenities

# Section 3: Parks

## Beck Park Bathrooms

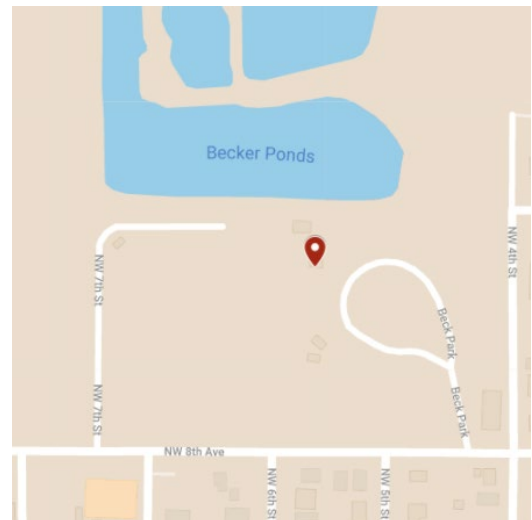
**Project Status:** Planning  
**Planned Start:** FY 21-22  
**Estimated Completion:** FY 21-22  
**Project Budget:** \$144,000  
**Expended as of 7/1/21:** \$0

**Description:** The Beck Park bathroom has been shut down indefinitely due to vandalism. Repairs will focus on more durable plumbing and fixtures as well as repairs to the roof. Since closing, the city has installed security cameras at the facility to deter further vandalism.

**Service Impact:** Park visitors must currently use portable toilets. The repaired bathrooms will provide visitors with nicer amenities that will be more resistant to vandalism.

**Accomplishments:**

- This project has not started.



	Prior Years	FY 2021-22	FY 2022-23	FY 2023-24	FY 2024-25	FY 2025-26	Total
<b>Source of Funds</b>							
General Fund	\$ -	\$ 144,000	\$ -	\$ -	\$ -	\$ -	\$ 144,000
<b>Total Sources</b>	<b>\$ -</b>	<b>\$ 144,000</b>	<b>\$ -</b>	<b>\$ -</b>	<b>\$ -</b>	<b>\$ -</b>	<b>\$ 144,000</b>
<b>Use of Funds</b>							
Construction	\$ -	\$ 144,000	\$ -	\$ -	\$ -	\$ -	\$ 144,000
<b>Total Uses</b>	<b>\$ -</b>	<b>\$ 144,000</b>	<b>\$ -</b>	<b>\$ -</b>	<b>\$ -</b>	<b>\$ -</b>	<b>\$ 144,000</b>

# Section 3: Parks

## Beck Park Bridge

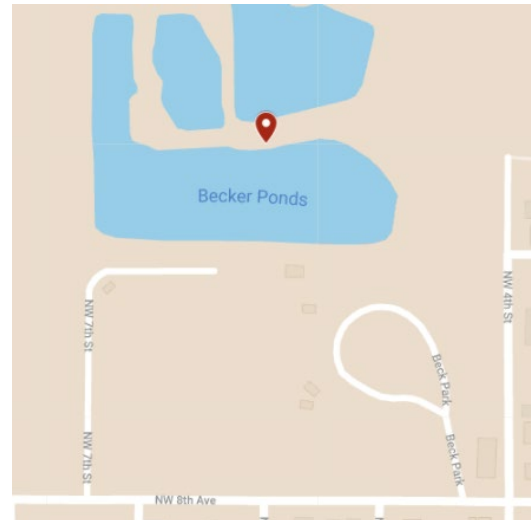
**Project Status:** Implementation  
**Planned Start:** FY 20-21  
**Estimated Completion:** FY 25-26  
**Project Budget:** \$320,000  
**Expended as of 7/1/21:** \$25,000

**Description:** The Beck Park bridge is an iconic landmark of Ontario. Age and vandalism caused substantial damage to the bridge railings in 2020. Short-term repairs will be made to open the bridge back to the public while a long-term replacement will be made in the future.

**Service Impact:** The bridge spans across the Beck Park ponds and is used by many fishers and walkers.

**Accomplishments:**

- Initial repairs were made in the winter of 2021.



	Prior Years	FY 2021-22	FY 2022-23	FY 2023-24	FY 2024-25	FY 2025-26	Total
<b>Source of Funds</b>							
General Fund	\$ -	\$ -	\$ 45,000	\$ -	\$ -	\$ 250,000	\$ 295,000
Insurance Reserve	\$ 25,000	\$ -	\$ -	\$ -	\$ -	\$ -	\$ 25,000
<b>Total Sources</b>	<b>\$ 25,000</b>	<b>\$ -</b>	<b>\$ 45,000</b>	<b>\$ -</b>	<b>\$ -</b>	<b>\$ 250,000</b>	<b>\$ 320,000</b>
<b>Use of Funds</b>							
Design	\$ -	\$ -	\$ 45,000	\$ -	\$ -	\$ -	\$ 45,000
Construction	\$ -	\$ -	\$ -	\$ -	\$ -	\$ 250,000	\$ 250,000
Repairs	\$ 25,000	\$ -	\$ -	\$ -	\$ -	\$ -	\$ 25,000
<b>Total Uses</b>	<b>\$ 25,000</b>	<b>\$ -</b>	<b>\$ 45,000</b>	<b>\$ -</b>	<b>\$ -</b>	<b>\$ 250,000</b>	<b>\$ 320,000</b>

# Section 3: Parks

## Beck Park Playground

**Project Status:** Planning

**Planned Start:** FY 24-25

**Estimated Completion:** FY 24-25

**Project Budget:** \$50,000

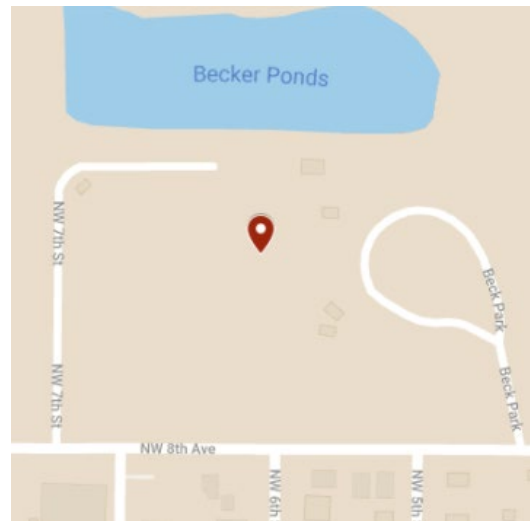
**Expended as of 7/1/21:** \$0

**Description:** Playground equipment at Beck Park is 20 years old and due to be replaced with more modern equipment.

**Service Impact:** New playground equipment will provide citizens more amenities to enjoy at Beck Park.

**Accomplishments:**

- This project has not started.



	Prior Years	FY 2021-22	FY 2022-23	FY 2023-24	FY 2024-25	FY 2025-26	Total
<b>Source of Funds</b>							
General Fund	\$ -	\$ -	\$ -	\$ -	\$ 50,000	\$ -	\$ 50,000
<b>Total Sources</b>	<b>\$ -</b>	<b>\$ -</b>	<b>\$ -</b>	<b>\$ -</b>	<b>\$ 50,000</b>	<b>\$ -</b>	<b>\$ 50,000</b>
<b>Use of Funds</b>							
Equipment Purchase	\$ -	\$ -	\$ -	\$ -	\$ 50,000	\$ -	\$ 50,000
<b>Total Uses</b>	<b>\$ -</b>	<b>\$ -</b>	<b>\$ -</b>	<b>\$ -</b>	<b>\$ 50,000</b>	<b>\$ -</b>	<b>\$ 50,000</b>

# Section 3: Parks

## Beck Pond Floating Dock

**Project Status:** Planning

**Planned Start:** FY 22-23

**Estimated Completion:** FY 22-23

**Project Budget:** \$20,000

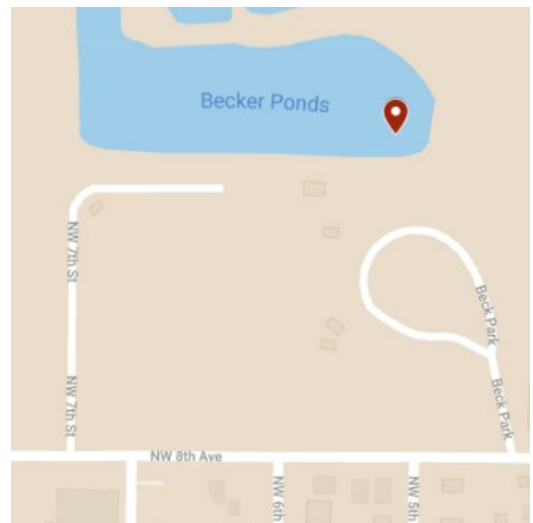
**Expended as of 7/1/21:** \$0

**Description:** Floating docks were donated to the city by the Oregon Department of Fishing and Wildlife (ODFW). These will be installed at Beck Pond with a ramp and an improved, graded approach from the bank.

**Service Impact:** Community members will have improved access to fishing in the pond.

**Accomplishments:**

- The city accepted the donated docks from ODFW in 2019.



	Prior Years	FY 2021-22	FY 2022-23	FY 2023-24	FY 2024-25	FY 2025-26	Total
<b>Source of Funds</b>							
General Fund	\$ -	\$ -	\$ 20,000	\$ -	\$ -	\$ -	\$ 20,000
<b>Total Sources</b>	<b>\$ -</b>	<b>\$ -</b>	<b>\$ 20,000</b>	<b>\$ -</b>	<b>\$ -</b>	<b>\$ -</b>	<b>\$ 20,000</b>
<b>Use of Funds</b>							
Docking Materials	\$ -	\$ -	\$ 20,000	\$ -	\$ -	\$ -	\$ 20,000
<b>Total Uses</b>	<b>\$ -</b>	<b>\$ -</b>	<b>\$ 20,000</b>	<b>\$ -</b>	<b>\$ -</b>	<b>\$ -</b>	<b>\$ 20,000</b>



# Section 3: Parks

## Lanterman Park Playground

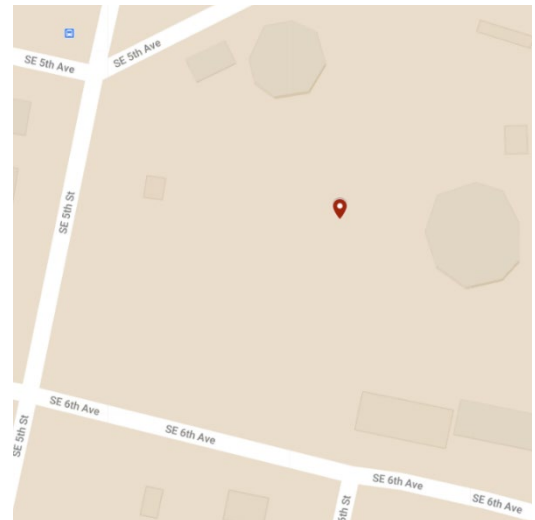
**Project Status:** Planning  
**Planned Start:** FY 22-23  
**Estimated Completion:** FY 22-23  
**Project Budget:** \$50,000  
**Expended as of 7/1/21:** \$0

**Description:** Playground equipment at Lanterman-Kiwanis Park is limited and existing equipment is 35 years old. The outdated equipment will be replaced.

**Service Impact:** This will provide community members with better amenities at the park.

**Accomplishments:**

- This project has not started.



	Prior Years	FY 2021-22	FY 2022-23	FY 2023-24	FY 2024-25	FY 2025-26	Total
<b>Source of Funds</b>							
General Fund	\$ -	\$ -	\$ 50,000	\$ -	\$ -	\$ -	\$ 50,000
<b>Total Sources</b>	<b>\$ -</b>	<b>\$ -</b>	<b>\$ 50,000</b>	<b>\$ -</b>	<b>\$ -</b>	<b>\$ -</b>	<b>\$ 50,000</b>
<b>Use of Funds</b>							
Equipment Purchase	\$ -	\$ -	\$ 50,000	\$ -	\$ -	\$ -	\$ 50,000
<b>Total Uses</b>	<b>\$ -</b>	<b>\$ -</b>	<b>\$ 50,000</b>	<b>\$ -</b>	<b>\$ -</b>	<b>\$ -</b>	<b>\$ 50,000</b>

# Section 3: Parks

## Lions Park Shelter

**Project Status:** Planning

**Planned Start:** FY 22-23

**Estimated Completion:** FY 22-23

**Project Budget:** \$65,000

**Expended as of 7/1/21:** \$0

**Description:** A shelter at Lion’s Park collapsed during the snowstorms of 2017. This shelter was replaced by an octagonal shelter with ADA access. This project would replace an existing shelter with the same amenities.

**Service Impact:** This would provide a second shelter at Lion’s Park with ADA access.

**Accomplishments:**

- This project has not started.



	Prior Years	FY 2021-22	FY 2022-23	FY 2023-24	FY 2024-25	FY 2025-26	Total
<b>Source of Funds</b>							
General Fund	\$ -	\$ -	\$ 65,000	\$ -	\$ -	\$ -	\$ 65,000
<b>Total Sources</b>	<b>\$ -</b>	<b>\$ -</b>	<b>\$ 65,000</b>	<b>\$ -</b>	<b>\$ -</b>	<b>\$ -</b>	<b>\$ 65,000</b>
<b>Use of Funds</b>							
Construction	\$ -	\$ -	\$ 65,000	\$ -	\$ -	\$ -	\$ 65,000
<b>Total Uses</b>	<b>\$ -</b>	<b>\$ -</b>	<b>\$ 65,000</b>	<b>\$ -</b>	<b>\$ -</b>	<b>\$ -</b>	<b>\$ 65,000</b>

# Section 3: Parks

## Lions Park Sidewalk

**Project Status:** Planning

**Planned Start:** FY 22-23

**Estimated Completion:** FY 22-23

**Project Budget:** \$30,000

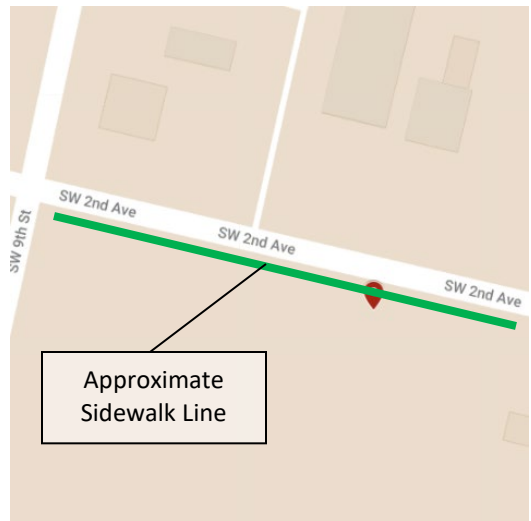
**Expended as of 7/1/21:** \$0

**Description:** A small portion on the north side of the park, approximately 280 ft, is missing sidewalk. This project would fill in the sidewalk and would have to include ADA accessible ramps on the corner of Park and SW 2<sup>nd</sup> Avenue. The bulk of the cost will be the ADA ramps on the corner.

**Service Impact:** Filling in of this remaining sidewalk will complete the sidewalk around Lions Park providing a walking path for residents and visitors as well as making the amenities more handicap accessible.

**Accomplishments:**

- This project has not started.



	Prior Years	FY 2021-22	FY 2022-23	FY 2023-24	FY 2024-25	FY 2025-26	Total
<b>Source of Funds</b>							
General Fund	\$ -	\$ -	\$ 30,000	\$ -	\$ -	\$ -	\$ 30,000
<b>Total Sources</b>	<b>\$ -</b>	<b>\$ -</b>	<b>\$ 30,000</b>	<b>\$ -</b>	<b>\$ -</b>	<b>\$ -</b>	<b>\$ 30,000</b>
<b>Use of Funds</b>							
Construction	\$ -	\$ -	\$ 30,000	\$ -	\$ -	\$ -	\$ 30,000
<b>Total Uses</b>	<b>\$ -</b>	<b>\$ -</b>	<b>\$ 30,000</b>	<b>\$ -</b>	<b>\$ -</b>	<b>\$ -</b>	<b>\$ 30,000</b>



# Section 3: Parks

## Park Match Program

**Project Status:** Implementation

**Planned Start:** FY 19-20

**Estimated Completion:** FY 25-26

**Project Budget:** \$170,000

**Expended as of 7/1/21:** \$20,000

**Description:** The Park Match Program was created by the City Council to help service clubs leverage funds to improve parks in Ontario. The Kiwanis, Rotary, and Lions Clubs can receive up to \$10,000 matching funds each year for qualifying projects. Unused funds rollover to the next year.

**Service Impact:** This project adds multiple amenities to city parks and creates effective partnerships with our community’s service clubs.

**Accomplishments:**

- The Lions Club used matching funds to install new playground equipment at Lions Park during the spring of 2020.
- The Rotary Club used matching funds to build a walking path at Laxson Park during fall of 2020.
- Unused funds carry over to the next year.



	Prior Years	FY 2021-22	FY 2022-23	FY 2023-24	FY 2024-25	FY 2025-26	Total
<b>Source of Funds</b>							
General Fund	\$ 20,000	\$ 30,000	\$ 30,000	\$ 30,000	\$ 30,000	\$ 30,000	\$ 170,000
<b>Total Sources</b>	<b>\$ 20,000</b>	<b>\$ 30,000</b>	<b>\$ 30,000</b>	<b>\$ 30,000</b>	<b>\$ 30,000</b>	<b>\$ 30,000</b>	<b>\$ 170,000</b>
<b>Use of Funds</b>							
Park Match Program	\$ 20,000	\$ 30,000	\$ 30,000	\$ 30,000	\$ 30,000	\$ 30,000	\$ 170,000
<b>Total Uses</b>	<b>\$ 20,000</b>	<b>\$ 30,000</b>	<b>\$ 30,000</b>	<b>\$ 30,000</b>	<b>\$ 30,000</b>	<b>\$ 30,000</b>	<b>\$ 170,000</b>

## **Park Irrigation Systems**

## **Vehicles and Equipment**


## Vehicles and Equipment

**Riding Mower:** This will replace our Toro Groundmaster Mower with a John Deere riding mower. This will include a mulching attachment.

**Mileage:** N/A

**Replacing:** FY 21-22

**Cost:** \$20,000



**Utility Cart:** This will replace a 2016 HiSun UTV with mechanical issues.

**Mileage:** N/A

**Replacing:** FY 22-23

**Cost:** \$16,000

# Section 4: Cemeteries

## Section 4: Cemetery

Page #	Project Name	FY 21-22	Total Cost	Estimated Start	Estimated Completion
<b>Building and Grounds</b>					
57	Cemetery Shed	\$ -	\$ 47,500	FY 22-23	FY 22-23
58	Columbarium	\$ -	\$ 16,000	FY 20-21	N/A
	<b>Subtotal</b>	<b>\$ -</b>	<b>\$ 63,500</b>	<b>N/A</b>	<b>N/A</b>
<b>Cemetery Irrigation Systems</b>					
60	Evergreen Cemetery Irrigation	\$ 37,000	\$ 90,000	FY 20-21	FY 21-22
	<b>Subtotal</b>	<b>\$ 37,000</b>	<b>\$ 90,000</b>	<b>N/A</b>	<b>N/A</b>
<b>Vehicles and Equipment</b>					
62	Ford F150	\$ -	\$ 30,000	FY 24-25	FY 24-25
62	Riding Mower	\$ -	\$ 13,500	FY 23-24	FY 23-24
	<b>Subtotal</b>	<b>\$ -</b>	<b>\$ 43,500</b>	<b>N/A</b>	<b>N/A</b>
	<b>Total Costs</b>	<b>\$ 37,000</b>	<b>\$ 197,000</b>	<b>N/A</b>	<b>N/A</b>

## **Building and Grounds**

# Section 4: Cemetery

## Cemetery Shed

**Project Status:** Planning

**Planned Start:** FY 22-23

**Estimated Completion:** FY 22-23

**Project Budget:** \$47,500

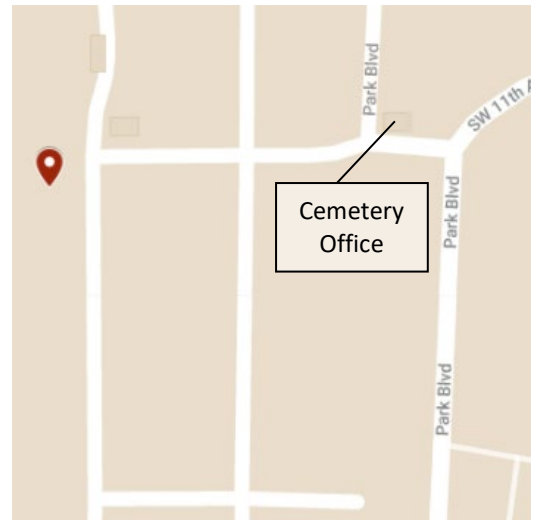
**Expended as of 7/1/21:** \$0

**Description:** A prefabricated shed would be built at Evergreen Cemetery to protect vehicles and equipment from the elements. Currently, all vehicles and equipment are stored behind a chain link fence.

**Service Impact:** This will give city vehicles and equipment protection from the elements and increase their length of service.

**Accomplishments:**

- This project has not started.



	Prior Years	FY 2021-22	FY 2022-23	FY 2023-24	FY 2024-25	FY 2025-26	Total
<b>Source of Funds</b>							
General Fund	\$ -	\$ -	\$ 47,500	\$ -	\$ -	\$ -	\$ 47,500
<b>Total Sources</b>	<b>\$ -</b>	<b>\$ -</b>	<b>\$ 47,500</b>	<b>\$ -</b>	<b>\$ -</b>	<b>\$ -</b>	<b>\$ 47,500</b>
<b>Use of Funds</b>							
Construction	\$ -	\$ -	\$ 47,500	\$ -	\$ -	\$ -	\$ 47,500
<b>Total Uses</b>	<b>\$ -</b>	<b>\$ -</b>	<b>\$ 47,500</b>	<b>\$ -</b>	<b>\$ -</b>	<b>\$ -</b>	<b>\$ 47,500</b>



# Section 4: Cemetery

## Columbarium

**Project Status:** As Needed

**Planned Start:** FY 20-21

**Estimated Completion:** N/A

**Project Budget:** \$16,000

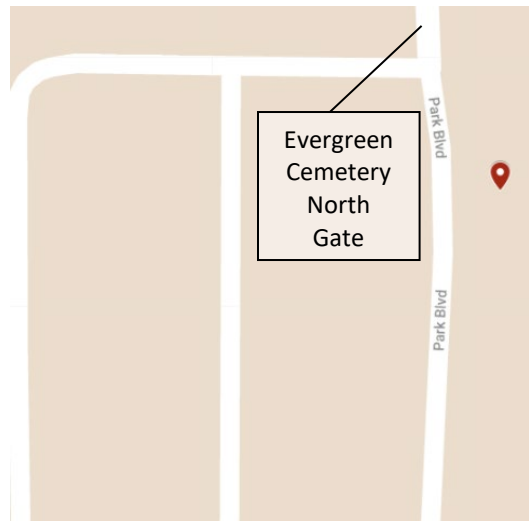
**Expended as of 7/1/21:** \$6,000

**Description:** A columbarium offers an alternative service for community members looking to store cremated remains. The first columbarium was installed in 2020. As the vaults fill, the revenues will fund additional columbaria.

**Service Impact:** Before the columbarium was installed, cremated remains could only be buried in plots. Community members now have an option for storage of ashes. The columbarium also adds to the visual aesthetic of the cemetery.

**Accomplishments:**

- The first Columbarium was installed in fall 2020 at Evergreen Cemetery.



	Prior Years	FY 2021-22	FY 2022-23	FY 2023-24	FY 2024-25	FY 2025-26	Total
<b>Source of Funds</b>							
General Fund	\$ 6,000	\$ -	\$ -	\$ -	\$ -	\$ 10,000	\$ 16,000
<b>Total Sources</b>	<b>\$ 6,000</b>	<b>\$ -</b>	<b>\$ -</b>	<b>\$ -</b>	<b>\$ -</b>	<b>\$ 10,000</b>	<b>\$ 16,000</b>
<b>Use of Funds</b>							
Construction	\$ 6,000	\$ -	\$ -	\$ -	\$ -	\$ 10,000	\$ 16,000
<b>Total Uses</b>	<b>\$ 6,000</b>	<b>\$ -</b>	<b>\$ -</b>	<b>\$ -</b>	<b>\$ -</b>	<b>\$ 10,000</b>	<b>\$ 16,000</b>



## **Cemetery Irrigation Systems**

# Section 4: Cemetery

## Evergreen Irrigation

**Project Status:** Planning

**Planned Start:** FY 20-21


**Estimated Completion:** FY 21-22

**Project Budget:** \$90,000

**Expended as of 7/1/21:** \$0

**Description:** The Evergreen Cemetery irrigation system is controlled manually. Valves and a controller will be installed to automate the system.

**Service Impact:** Cemetery irrigation will become automated, allowing cemetery staff to have more time to dedicate towards other beautification efforts.



### Accomplishments:

- The Budget Committee budgeted \$53,000 is for FY 20-21. These funds will carry over to FY 21-22.

	Prior Years	FY 2021-22	FY 2022-23	FY 2023-24	FY 2024-25	FY 2025-26	Total
<b>Source of Funds</b>							
General Fund	\$ 53,000	\$ 37,000	\$ -	\$ -	\$ -	\$ -	\$ 90,000
<b>Total Sources</b>	<b>\$ 53,000</b>	<b>\$ 37,000</b>	<b>\$ -</b>	<b>\$ -</b>	<b>\$ -</b>	<b>\$ -</b>	<b>\$ 90,000</b>
<b>Use of Funds</b>							
Automation	\$ 53,000	\$ 37,000	\$ -	\$ -	\$ -	\$ -	\$ 90,000
<b>Total Uses</b>	<b>\$ 53,000</b>	<b>\$ 37,000</b>	<b>\$ -</b>	<b>\$ -</b>	<b>\$ -</b>	<b>\$ -</b>	<b>\$ 90,000</b>

## **Vehicles and Equipment**

# Section 4: Cemetery

## Vehicles and Equipment

**Ford F-150:** This truck will be a replacement for a 1994 Ford F-150.

**Mileage:** Here

**Replacing:** FY 24-25

**Cost:** \$30,000



**Riding Mower:** This riding mower will replace a 1997 John Deere Mower.

**Mileage:** N/A

**Replacing:** FY 23-24

**Cost:** \$13,500

# Section 5: Streets

## Section 5: Streets

Page #	Project Name	FY 21-22	Total Cost	Estimated Start	Estimated Completion
<b>Economic Development Initiatives</b>					
65	North Oregon Street Development	\$ 140,000	\$ 1,540,000	FY 22-23	FY 24-25
66	North Park Boulevard Extension	\$ 20,000	\$ 1,320,000	FY 21-22	FY 23-24
67	SE 2nd Street Improvement	\$ 1,600,000	\$ 3,200,000	FY 21-22	FY 22-23
68	SE 5th Avenue Improvement	\$ 1,852,018	\$ 2,006,018	FY 20-21	FY 21-22
	<b>Subtotal</b>	<b>\$ 3,612,018</b>	<b>\$ 8,066,018</b>	<b>N/A</b>	<b>N/A</b>
<b>Traffic Control</b>					
70	ODOT Signal Upgrades	\$ 30,000	\$ 3,100,000	FY 20-21	FY 29-30
	<b>Subtotal</b>	<b>\$ 30,000</b>	<b>\$ 3,100,000</b>	<b>N/A</b>	<b>N/A</b>
<b>Pavement Rehabilitation</b>					
72	East Lane Rehabilitation	\$ 41,000	\$ 361,000	FY 21-22	FY 22-23
73	NE Area Street Rehabilitation	\$ -	\$ 10,215,000	FY 20-21	FY 26-27
74	Pavement Management System	\$ 20,000	\$ 100,000	FY 22-23	FY 26-27
75	Roadway Overhaul (Mill and Overlay)	\$ -	\$ 6,000,000	FY 23-24	FY 27-28
	<b>Subtotal</b>	<b>\$ 61,000</b>	<b>\$ 16,676,000</b>	<b>N/A</b>	<b>N/A</b>
<b>Sidewalks and School Zones</b>					
77	East Idaho Underpass/Intersection Improvement	\$ -	\$ 320,000	FY 22-23	FY 24-25
78	School Zone Mast Arm	\$ 20,000	\$ 235,000	FY 21-22	FY 22-23
79	Sidewalks (SRTS)	\$ 448,660	\$ 448,660	FY 21-22	FY 21-22
	<b>Subtotal</b>	<b>\$ 468,660</b>	<b>\$ 1,003,660</b>	<b>N/A</b>	<b>N/A</b>
<b>Buildings and Grounds</b>					
81	Sweeper Solids	\$ -	\$ 60,000	FY 20-21	FY 24-25
	<b>Subtotal</b>	<b>\$ -</b>	<b>\$ 60,000</b>	<b>N/A</b>	<b>N/A</b>
<b>Vehicles and Equipment</b>					
83	10-Yard Dump Truck/Snowplow	\$ -	\$ 219,000	FY 22-23	FY 22-23
83	Bucket Truck	\$ -	\$ 65,000	FY 22-23	FY 22-23
83	Mechanical Sweeper	\$ -	\$ 350,000	FY 25-26	FY 25-26
84	Vacuum Sweeper	\$ -	\$ 300,000	FY 22-23	FY 22-23
84	Paint Machine	\$ -	\$ 20,000	FY 22-23	FY 22-23
84	Steel Drum Roller for Chip Seal	\$ -	\$ 50,000	FY 22-23	FY 22-23
85	Utility Cart	\$ -	\$ 16,000	FY 23-24	FY 23-24
	<b>Subtotal</b>	<b>\$ -</b>	<b>\$ 1,020,000</b>	<b>N/A</b>	<b>N/A</b>
	<b>Total Cost</b>	<b>\$ 4,171,678</b>	<b>\$ 29,925,678</b>	<b>N/A</b>	<b>N/A</b>

## **Economic Development Initiatives**

# Section 5: Streets

## North Oregon Street Development

**Project Status:** Planning

**Planned Start:** FY 22-23

**Estimated Completion:** FY 24-25

**Project Budget:** \$1,540,000

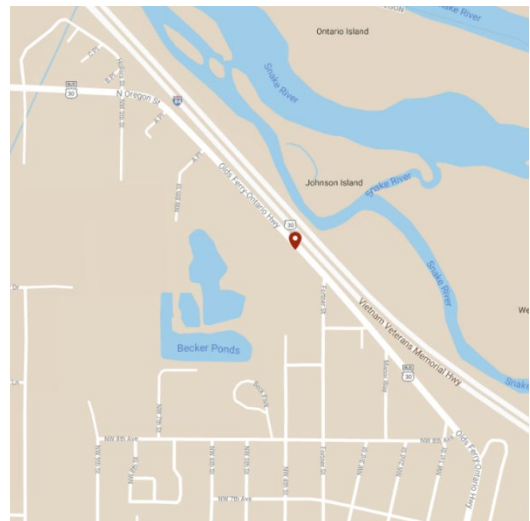
**Expended as of 7/1/21:** \$0

**Description:** This project would improve North Oregon Street from Mallard Grocery to Washington Avenue. Improvements would take place over approximately 4,200 feet and would include curb, gutter, sidewalk, and bike lanes.

**Service Impact:** Improvements would develop a more pedestrian and bicycle safe/friendly route.

**Accomplishments:**

- This project has not started.



	Prior Years	FY 2021-22	FY 2022-23	FY 2023-24	FY 2024-25	FY 2025-26	Total
<b>Source of Funds</b>							
General Fund	\$ -	\$ -	\$ 140,000	\$ -	\$ 1,400,000	\$ -	\$ 1,540,000
<b>Total Sources</b>	<b>\$ -</b>	<b>\$ -</b>	<b>\$ 140,000</b>	<b>\$ -</b>	<b>\$ 1,400,000</b>	<b>\$ -</b>	<b>\$ 1,540,000</b>
<b>Use of Funds</b>							
Engineering	\$ -	\$ -	\$ 140,000	\$ -	\$ -	\$ -	\$ 140,000
Construction	\$ -	\$ -	\$ -	\$ -	\$ 1,400,000	\$ -	\$ 1,400,000
<b>Total Uses</b>	<b>\$ -</b>	<b>\$ -</b>	<b>\$ 140,000</b>	<b>\$ -</b>	<b>\$ 1,400,000</b>	<b>\$ -</b>	<b>\$ 1,540,000</b>



# Section 5: Streets

## North Park Boulevard Extension

**Project Status:** Planning

**Planned Start:** FY 21-22

**Estimated Completion:** FY 23-24

**Project Budget:** \$1,320,000

**Expended as of 7/1/21:** \$0

**Description:** This project would connect the north and south ends of North Park Boulevard. The extension would be approximately 900 feet and would include utilities and street section.

**Service Impact:** This connection would create another access point for Washington Avenue, near the I-84 on ramp.

**Accomplishments:**

- This project has not started.



	Prior Years	FY 2021-22	FY 2022-23	FY 2023-24	FY 2024-25	FY 2025-26	Total
<b>Source of Funds</b>							
General Fund	\$ -	\$ 20,000	\$ -	\$ 1,300,000	\$ -	\$ -	\$ 1,320,000
<b>Total Sources</b>	<b>\$ -</b>	<b>\$ 20,000</b>	<b>\$ -</b>	<b>\$ 1,300,000</b>	<b>\$ -</b>	<b>\$ -</b>	<b>\$ 1,320,000</b>
<b>Use of Funds</b>							
Engineering	\$ -	\$ 20,000	\$ -	\$ -	\$ -	\$ -	\$ 20,000
Construction	\$ -	\$ -	\$ -	\$ 1,300,000	\$ -	\$ -	\$ 1,300,000
<b>Total Uses</b>	<b>\$ -</b>	<b>\$ 20,000</b>	<b>\$ -</b>	<b>\$ 1,300,000</b>	<b>\$ -</b>	<b>\$ -</b>	<b>\$ 1,320,000</b>

# Section 5: Streets

## SE 2<sup>nd</sup> Street Improvement

**Project Status:** Planning

**Planned Start:** FY 21-22

**Estimated Completion:** FY 22-23

**Project Budget:** \$3,200,000

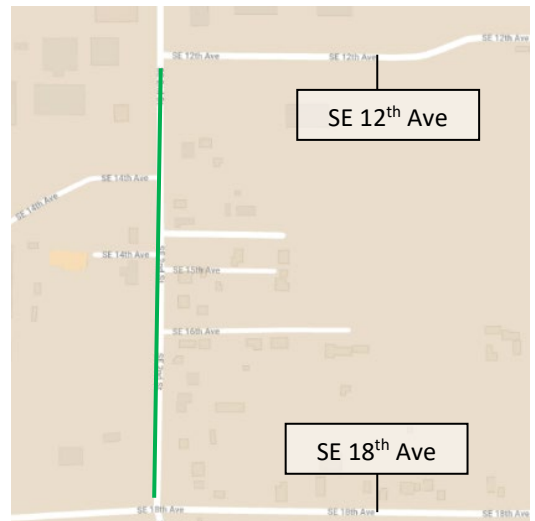
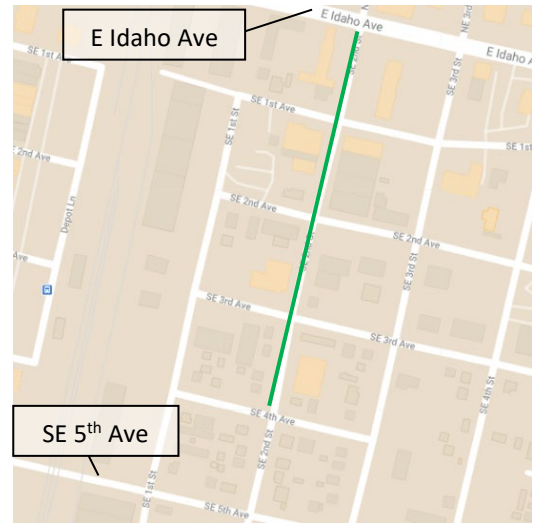
**Expended as of 7/1/21:** \$0

**Description:** Street improvements on SE 2<sup>nd</sup> Street up to East Idaho Avenue and down to SE 18<sup>th</sup> Avenue. Funding will come from an EDA grant we are working on with Merchant McIntyre. The grant will require a 20-50% match.

**Service Impact:** This will complete improvements on SE 2<sup>nd</sup> Street from East Idaho Avenue all the way down to SE 18<sup>th</sup> Avenue. Street improvements will benefit the large business community in the area.

**Accomplishments:**

- Improvements were made to SE 2<sup>nd</sup> Street from SE 4<sup>th</sup> Avenue to SE 14<sup>th</sup> Avenue in 2020.



	Prior Years	FY 2021-22	FY 2022-23	FY 2023-24	FY 2024-25	FY 2025-26	Total
<b>Source of Funds</b>							
City Match	\$ -	\$ 800,000	\$ 800,000	\$ -	\$ -	\$ -	\$ 1,600,000
EDA Grant	\$ -	\$ 800,000	\$ 800,000	\$ -	\$ -	\$ -	\$ 1,600,000
<b>Total Sources</b>	<b>\$ -</b>	<b>\$ 1,600,000</b>	<b>\$ 1,600,000</b>	<b>\$ -</b>	<b>\$ -</b>	<b>\$ -</b>	<b>\$ 3,200,000</b>
<b>Use of Funds</b>							
Construction	\$ -	\$ 1,600,000	\$ 1,600,000	\$ -	\$ -	\$ -	\$ 3,200,000
<b>Total Uses</b>	<b>\$ -</b>	<b>\$ 1,600,000</b>	<b>\$ 1,600,000</b>	<b>\$ -</b>	<b>\$ -</b>	<b>\$ -</b>	<b>\$ 3,200,000</b>

# Section 5: Streets

## SE 5<sup>th</sup> Avenue Pedestrian Improvements

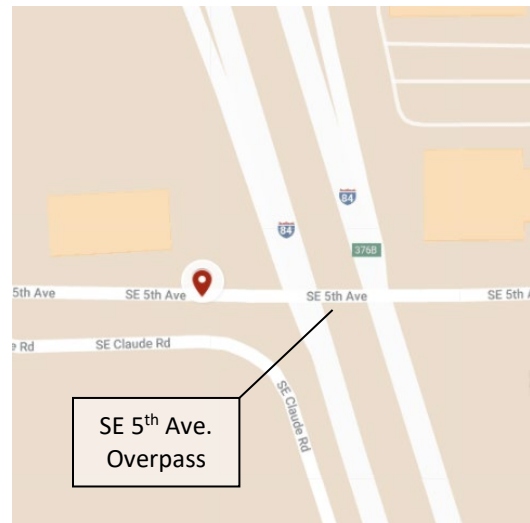
**Project Status:** Planning  
**Planned Start:** FY 20-21  
**Estimated Completion:** FY 21-22  
**Project Budget:** \$2,006,018  
**Expended as of 7/1/21:** \$154,000

**Description:** Improve Pedestrian Safety along SE 5<sup>th</sup> Avenue from East Lane up to SE 5<sup>th</sup> Avenue. The project will include either an enhanced crossing over Interstate 84 or a pedestrian Railroad Crossing on SE 5<sup>th</sup> Ave. Work to include installation of sidewalks, multi-use pathways, safety barriers and lighting.

**Service Impact:** The project will address current safety concerns for pedestrians along one of two essential pedestrian crossings of Interstate 84.

**Accomplishments:**

- Project Design was initiated in FY 20-21.
- The project was funded with only a 10.27% local match through transportation enhancement funds. The City’s match is taken from fund exchange dollars from the state. The 89.73% is funded from federal monies run through the state Department of Transportation.
- The project budget was initially set at around \$1 million until the state was able to double the budget with project funds remaining from other cities in Eastern Oregon.



	Prior Years	FY 2021-22	FY 2022-23	FY 2023-24	FY 2024-25	FY 2025-26	Total
<b>Source of Funds</b>							
City Match	\$ -	\$ 206,018	\$ -	\$ -	\$ -	\$ -	\$ 206,018
Grant Funds	\$ -	\$ 1,646,000	\$ -	\$ -	\$ -	\$ -	\$ 1,646,000
General Fund	\$ 154,000	\$ -	\$ -	\$ -	\$ -	\$ -	\$ 154,000
<b>Total Sources</b>	<b>\$ 154,000</b>	<b>\$ 1,852,018</b>	<b>\$ -</b>	<b>\$ -</b>	<b>\$ -</b>	<b>\$ -</b>	<b>\$ 2,006,018</b>
<b>Use of Funds</b>							
Design	\$ 154,000	\$ -	\$ -	\$ -	\$ -	\$ -	\$ 154,000
Construction	\$ -	\$ 1,852,018	\$ -	\$ -	\$ -	\$ -	\$ 1,852,018
<b>Total Uses</b>	<b>\$ 154,000</b>	<b>\$ 1,852,018</b>	<b>\$ -</b>	<b>\$ -</b>	<b>\$ -</b>	<b>\$ -</b>	<b>\$ 2,006,018</b>

## Traffic Control

# Section 5: Streets

## Signal Upgrades

**Project Status:** Implementation

**Planned Start:** FY 20-21

**Estimated Completion:** FY 29-30

**Project Budget:** \$3,100,000

**Expended as of 7/1/21:** \$20,000

**Description:** The city owns 8 signals through town which ODOT maintains through an agreement. ODOT is requiring that the signals be updated. Work includes 6 new cabinets with new controllers in each. Bulbs will also be replaced at each signal.

Finally, a signal’s lifespan is about 30 years. The city has three signals over this age.



**Service Impact:** Upgrades to the signals are a mandatory requirement from ODOT and will maintain the performance of city-owned traffic signals.

### Accomplishments:

- Cabinets at SW 4<sup>th</sup> Avenue/Dorian Drive and SW 4<sup>th</sup> Avenue/Verde Drive will be replaced in the spring of 2021 pending weather.

	Prior Years	FY 2021-22	FY 2022-23	FY 2023-24	FY 2024-25	FY 2025-26	Post FY 2025-26	Total
<b>Source of Funds</b>								
General Fund	\$ 20,000	\$ 30,000	\$ 10,000	\$ 10,000	\$ 1,510,000	\$ -	\$ 1,500,000	\$ 3,080,000
<b>Total Sources</b>	<b>\$ 20,000</b>	<b>\$ 30,000</b>	<b>\$ 10,000</b>	<b>\$ 10,000</b>	<b>\$ 1,510,000</b>	<b>\$ -</b>	<b>\$ 1,500,000</b>	<b>\$ 3,080,000</b>
<b>Use of Funds</b>								
Cabinet Upgrades	\$ 20,000	\$ 20,000	\$ 20,000					\$ 60,000
Bulb/Lamp Replacement		\$ 10,000	\$ 10,000	\$ 10,000	\$ 10,000			\$ 40,000
Signal Upgrade	\$ -	\$ -	\$ -	\$ -	\$ 1,500,000	\$ -	\$ 1,500,000	\$ 3,000,000
<b>Total Uses</b>	<b>\$ 20,000</b>	<b>\$ 30,000</b>	<b>\$ 30,000</b>	<b>\$ 10,000</b>	<b>\$ 1,510,000</b>	<b>\$ -</b>	<b>\$ 1,500,000</b>	<b>\$ 3,100,000</b>

# Pavement Rehabilitation

# Section 5: Streets

## East Lane Rehabilitation

**Project Status:** Planning

**Planned Start:** FY 21-22

**Estimated Completion:** FY 22-23

**Project Budget:** \$361,000

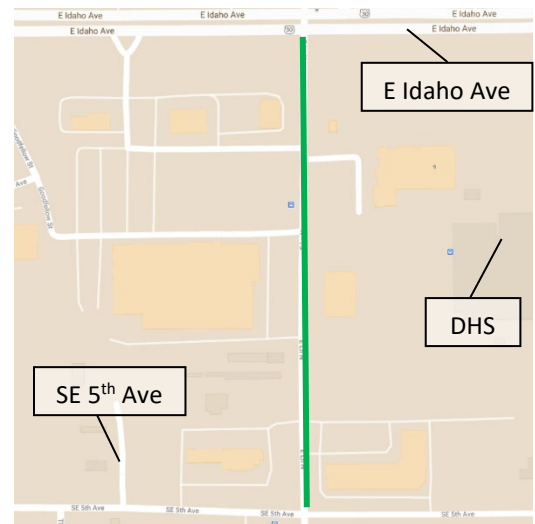
**Expended as of 7/1/21:** \$0

**Description:** Repairs would occur on East Lane from East Idaho Avenue to SE 5<sup>th</sup> Avenue.

**Service Impact:** Repairs to East Lane will provide traffic with improved roadways to travel on. The roadway currently has alligator cracking.

**Accomplishments:**

- This project has not started.



	Prior Years	FY 2021-22	FY 2022-23	FY 2023-24	FY 2024-25	FY 2025-26	Total
<b>Source of Funds</b>							
General Fund	\$ -	\$ 41,000	\$ 320,000	\$ -	\$ -	\$ -	\$ 361,000
<b>Total Sources</b>	<b>\$ -</b>	<b>\$ 41,000</b>	<b>\$ 320,000</b>	<b>\$ -</b>	<b>\$ -</b>	<b>\$ -</b>	<b>\$ 361,000</b>
<b>Use of Funds</b>							
Engineering	\$ -	\$ 41,000	\$ -	\$ -	\$ -	\$ -	\$ 41,000
Construction	\$ -	\$ -	\$ 320,000	\$ -	\$ -	\$ -	\$ 320,000
<b>Total Uses</b>	<b>\$ -</b>	<b>\$ 41,000</b>	<b>\$ 320,000</b>	<b>\$ -</b>	<b>\$ -</b>	<b>\$ -</b>	<b>\$ 361,000</b>



# Section 5: Streets

## NE Area Street Rehabilitation

**Project Status:** Implementation

**Planned Start:** FY 20-21

**Estimated Completion:** FY 26-27

**Project Budget:** \$10,215,000

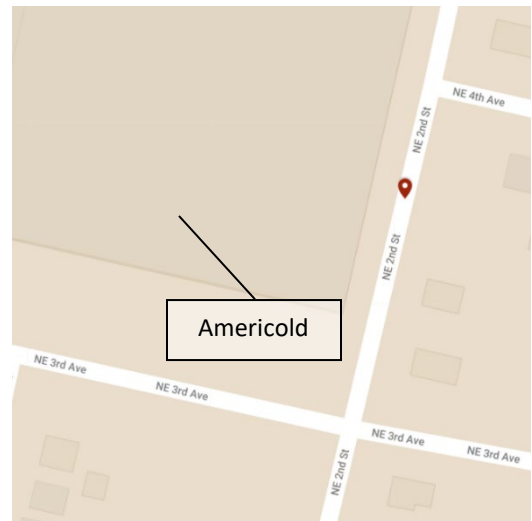

**Expended as of 7/1/21:** \$15,000

**Description:** NE 2<sup>nd</sup> Street, specifically near Americold has sustained heavy damage from steady use as a truck route for Americold and Kraft-Heinz. Repairs to the roadway will require a complete reconstruction.

**Service Impact:** Reconstruction of NE 2<sup>nd</sup> Street will provide trucks and other traffic improved roadways to travel on. The roadway currently has alligator cracking and multiple potholes.

**Accomplishments:**

- \$15,000 was used for pre-design in 2020.



	Prior Years	FY 2021-22	FY 2022-23	FY 2023-24	FY 2024-25	FY 2025-26	Post FY 2025-26	Total
<b>Source of Funds</b>								
EDA Grant	\$ -	\$ -	\$ 160,000	\$ -	\$ -	\$ -	\$ 10,000,000	\$ 10,160,000
City Match	\$ -	\$ -	\$ 40,000	\$ -	\$ -	\$ -	\$ -	\$ 40,000
General Fund	\$ 15,000	\$ -	\$ -	\$ -	\$ -	\$ -	\$ -	\$ 15,000
<b>Total Sources</b>	<b>\$ 15,000</b>	<b>\$ -</b>	<b>\$ 200,000</b>	<b>\$ -</b>	<b>\$ -</b>	<b>\$ -</b>	<b>\$ 10,000,000</b>	<b>\$ 10,215,000</b>
<b>Use of Funds</b>								
Pre-Design	\$ 15,000	\$ -	\$ -	\$ -	\$ -	\$ -	\$ -	\$ 15,000
Engineering	\$ -	\$ -	\$ 200,000	\$ -	\$ -	\$ -	\$ -	\$ 200,000
Construction	\$ -	\$ -	\$ -	\$ -	\$ -	\$ -	\$ 10,000,000	\$ 10,000,000
<b>Total Uses</b>	<b>\$ 15,000</b>	<b>\$ -</b>	<b>\$ 200,000</b>	<b>\$ -</b>	<b>\$ -</b>	<b>\$ -</b>	<b>\$ 10,000,000</b>	<b>\$ 10,215,000</b>

# Section 5: Streets

## Pavement Management System

**Project Status:** Planning

**Planned Start:** FY 22-23

**Estimated Completion:** FY 26-27

**Project Budget:** \$100,000

**Expended as of 7/1/21:** \$0

**Description:** The pavement management system rates street pavement to allow for informed sequencing of rehabilitation and repairs. All city streets would be evaluated over a five-year period.

**Service Impact:** Evaluating streets will allow for a more informed process of deciding which streets are due for rehabilitation or repair. Long-term impacts include better roads and more efficient spending.



### Accomplishments:

- This project has not started.

	Prior Years	FY 2021-22	FY 2022-23	FY 2023-24	FY 2024-25	FY 2025-26	Post FY 2025-26	Total
<b>Source of Funds</b>								
General Fund	\$ -	\$ -	\$ 20,000	\$ 20,000	\$ 20,000	\$ 20,000	\$ 20,000	\$ 100,000
<b>Total Sources</b>	<b>\$ -</b>	<b>\$ -</b>	<b>\$ 20,000</b>	<b>\$ 20,000</b>	<b>\$ 20,000</b>	<b>\$ 20,000</b>	<b>\$ 20,000</b>	<b>\$ 100,000</b>
<b>Use of Funds</b>								
System Purchase	\$ -	\$ -	\$ 20,000	\$ 20,000	\$ 20,000	\$ 20,000	\$ 20,000	\$ 100,000
<b>Total Uses</b>	<b>\$ -</b>	<b>\$ -</b>	<b>\$ 20,000</b>	<b>\$ 20,000</b>	<b>\$ 20,000</b>	<b>\$ 20,000</b>	<b>\$ 20,000</b>	<b>\$ 100,000</b>

# Section 5: Streets

## Roadway Overhaul (Mill and Overlay)

**Project Status:** Planning

**Planned Start:** FY 23-24

**Estimated Completion:** FY 27-28

**Project Budget:** \$6,000,000

**Expended as of 7/1/21:** \$0

**Description:** The City of Ontario has crackfill and chipseal programs. This project would introduce a mill and overlay program to assist with street maintenance. The program will target areas identified by the pavement management system.



**Service Impact:** This will affect roads which can no longer be maintained through crackfill or chipseal.

**Accomplishments:**

- This project has not started.

	Prior Years	FY 2021-22	FY 2022-23	FY 2023-24	FY 2024-25	FY 2025-26	Post FY 2025-26	Total
<b>Source of Funds</b>								
General Fund	\$ -	\$ -	\$ -	\$ 2,000,000	\$ -	\$ 2,000,000	\$ 2,000,000	\$ 6,000,000
<b>Total Sources</b>	<b>\$ -</b>	<b>\$ -</b>	<b>\$ -</b>	<b>\$ 2,000,000</b>	<b>\$ -</b>	<b>\$ 2,000,000</b>	<b>\$ 2,000,000</b>	<b>\$ 6,000,000</b>
<b>Use of Funds</b>								
Materials Purchase	\$ -	\$ -	\$ -	\$ 2,000,000	\$ -	\$ 2,000,000	\$ 2,000,000	\$ 6,000,000
<b>Total Uses</b>	<b>\$ -</b>	<b>\$ -</b>	<b>\$ -</b>	<b>\$ 2,000,000</b>	<b>\$ -</b>	<b>\$ 2,000,000</b>	<b>\$ 2,000,000</b>	<b>\$ 6,000,000</b>

## **Sidewalks and Schools**

# Section 5: Streets

## East Idaho Underpass/Intersection

**Project Status:** Planning

**Planned Start:** FY 22-23

**Estimated Completion:** FY 24-25

**Project Budget:** \$315,000

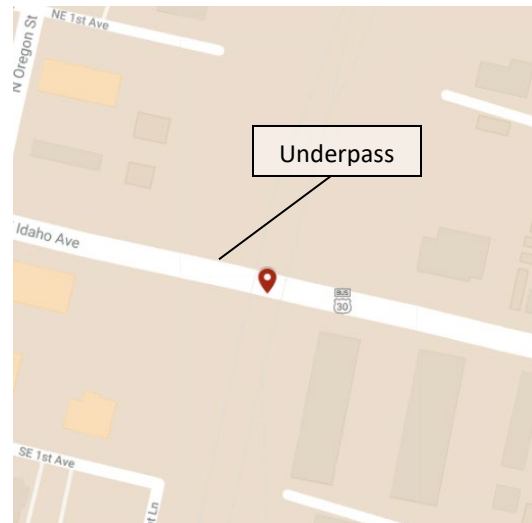
**Expended as of 7/1/21:** \$0

**Description:** The portion of East Idaho Avenue at the underpass connects the east and west sides of the city. Pavement improvements would be made under the underpass. Additionally, the intersection of Idaho Avenue and South Oregon Street would undergo improvements for traffic signal operation and ADA ramps.

**Service Impact:** Street repairs will improve road conditions at this highly travelled area of the city. Intersection improvements would benefit bicycle and pedestrian connectivity.

**Accomplishments:**

- This project has not started.



	Prior Years	FY 2021-22	FY 2022-23	FY 2023-24	FY 2024-25	FY 2025-26	Total
<b>Source of Funds</b>							
General Fund	\$ -	\$ -	\$ 20,000	\$ -	\$ 300,000	\$ -	\$ 320,000
<b>Total Sources</b>	<b>\$ -</b>	<b>\$ -</b>	<b>\$ 20,000</b>	<b>\$ -</b>	<b>\$ 300,000</b>	<b>\$ -</b>	<b>\$ 320,000</b>
<b>Use of Funds</b>							
Engineering	\$ -	\$ -	\$ 20,000	\$ -	\$ -	\$ -	\$ 20,000
Construction	\$ -	\$ -	\$ -	\$ -	\$ 300,000	\$ -	\$ 300,000
<b>Total Uses</b>	<b>\$ -</b>	<b>\$ -</b>	<b>\$ 20,000</b>	<b>\$ -</b>	<b>\$ 300,000</b>	<b>\$ -</b>	<b>\$ 320,000</b>

# Section 5: Streets

## School Zone Mast Arm

**Project Status:** Planning

**Planned Start:** FY 21-22

**Estimated Completion:** FY 22-23

**Project Budget:** \$235,000

**Expended as of 7/1/21:** \$0

**Description:** This project will replace the current Rectangular Rapid-Flashing Beacon (RRFB) crossing with a mast arm at the location near Four Rivers Community School.

**Service Impact:** Four Rivers Community School is located on the busy NW 4<sup>th</sup> Avenue making crossing precarious for students. The mast arm system will provide a more visible crossing.

**Accomplishments:**

- This project has not started.



	Prior Years	FY 2021-22	FY 2022-23	FY 2023-24	FY 2024-25	FY 2025-26	Total
<b>Source of Funds</b>							
Street Fund	\$ -	\$ 20,000	\$ 215,000	\$ -	\$ -	\$ -	\$ 235,000
<b>Total Sources</b>	<b>\$ -</b>	<b>\$ 20,000</b>	<b>\$ 215,000</b>	<b>\$ -</b>	<b>\$ -</b>	<b>\$ -</b>	<b>\$ 235,000</b>
<b>Use of Funds</b>							
Engineering	\$ -	\$ 20,000	\$ -	\$ -	\$ -	\$ -	\$ 20,000
Construction	\$ -	\$ -	\$ 215,000	\$ -	\$ -	\$ -	\$ 215,000
<b>Total Uses</b>	<b>\$ -</b>	<b>\$ 20,000</b>	<b>\$ 215,000</b>	<b>\$ -</b>	<b>\$ -</b>	<b>\$ -</b>	<b>\$ 235,000</b>



# Section 5: Streets

## Sidewalk (Safe Routes to School)

**Project Status:** Implementation

**Planned Start:** FY 21-22

**Estimated Completion:** FY 21-22

**Project Budget:** \$448,660

**Expended as of 7/1/21:** \$0

**Description:** The Safe Routes to School Grant program provides assistance for sidewalk fill-in along school routes. Our grant application focuses on Alameda Elementary School (Alameda Drive from SW 14<sup>th</sup> Street to Frost Avenue; SW 12<sup>th</sup> Street from College Green Drive to SW 12<sup>th</sup> Avenue), Ontario Middle School, and May Roberts Elementary School (NW 6<sup>th</sup> Street from West Idaho Avenue to May Roberts School).



**Service Impact:** Sidewalk fill-in would provide safer routes for children going to and from school and create consistent sidewalk routes.

### Accomplishments:

- The city was awarded a \$358,932 grant from ODOT for the Safe Routes to School program.

	Prior Years	FY 2021-22	FY 2022-23	FY 2023-24	FY 2024-25	FY 2025-26	Total
<b>Source of Funds</b>							
Grant Match	\$ -	\$ 89,728	\$ -	\$ -	\$ -	\$ -	\$ 89,728
SRTS Grant	\$ -	\$ 358,932	\$ -	\$ -	\$ -	\$ -	\$ 358,932
<b>Total Sources</b>	<b>\$ -</b>	<b>\$ 448,660</b>	<b>\$ -</b>	<b>\$ -</b>	<b>\$ -</b>	<b>\$ -</b>	<b>\$ 448,660</b>
<b>Use of Funds</b>							
Construction	\$ -	\$ 448,660	\$ -	\$ -	\$ -	\$ -	\$ 448,660
<b>Total Uses</b>	<b>\$ -</b>	<b>\$ 448,660</b>	<b>\$ -</b>	<b>\$ -</b>	<b>\$ -</b>	<b>\$ -</b>	<b>\$ 448,660</b>



## **Buildings and Grounds**

# Section 5: Streets

## Sweeper Solids

**Project Status:** Implementation

**Planned Start:** FY 20-21

**Estimated Completion:** FY 24-25

**Project Budget:** \$90,000

**Expended as of 7/1/21:** \$20,000

**Description:** Debris collected by street sweeping is stored at the Public Works shop. Debris has accumulated for over five years and must be hauled to a landfill.

**Service Impact:** Removing the sweeper solids will create more space at the Public Works yard and discard waste to a proper facility.

**Accomplishments:**

- This project has not started.



	Prior Years	FY 2021-22	FY 2022-23	FY 2023-24	FY 2024-25	FY 2025-26	Total
<b>Source of Funds</b>							
Street Fund	\$ 20,000	\$ -	\$ -	\$ 20,000	\$ 20,000	\$ -	\$ 60,000
<b>Total Sources</b>	<b>\$ 20,000</b>	<b>\$ -</b>	<b>\$ -</b>	<b>\$ 20,000</b>	<b>\$ 20,000</b>	<b>\$ -</b>	<b>\$ 60,000</b>
<b>Use of Funds</b>							
Services	\$ 20,000	\$ -	\$ -	\$ 20,000	\$ 20,000	\$ -	\$ 60,000
<b>Total Uses</b>	<b>\$ 20,000</b>	<b>\$ -</b>	<b>\$ -</b>	<b>\$ 20,000</b>	<b>\$ 20,000</b>	<b>\$ -</b>	<b>\$ 60,000</b>

## **Vehicles and Equipment**

# Section 5: Streets

## Vehicles and Equipment

**10-Yard Dump Truck/Snowplow:** This will replace a 1999 Volvo dump truck. The current dump truck is in constant need of repairs and has an injection pump which is not functioning well. A new hydraulic system is also needed. A new plow would be installed.

**Mileage:** 118,765  
**Replacing:** FY 22-23  
**Cost:** \$219,000



**Bucket Truck:** This will replace a 1991 bucket truck which is having continual mechanical problems. The bucket is in OK condition.

**Mileage:** 118,508  
**Replacing:** FY 22-23  
**Cost:** \$65,000

**Mechanical Sweeper:** This will replace a 2017 Elgin Sweeper. This will begin the preparation for future replacement.

**Mileage:** N/A  
**Replacing:** FY 25-26  
**Cost:** \$350,000



# Section 5: Streets

**Vacuum Sweeper:** This will replace a 2002 Elgin Sweeper.

**Mileage:** N/A

**Replacing:** FY 23-24

**Cost:** \$300,000



**Paint Machine:** Parking striping and crosswalks are currently painted with an older walk-behind machine. This would replace that machine with a drivable machine which would allow staff members to paint centerline striping in addition to parking and crosswalks.

**Mileage:** N/A

**Purchasing:** FY 22-23

**Cost:** \$20,000

**Steel Drum Roller for Chip Seal:** This will replace our current Steel Drum Roller. This roller has a rusted-out internal water tank and the transmission is shot. The vehicle is over 20 years old. A used roller will be bought.

**Mileage:** N/A

**Replacing:** FY 22-23

**Cost:** \$50,000



# Section 5: Streets



**Utility Cart:** This will replace a 2007 John Deere Gator. A trade-in may be available.

**Mileage:** N/A

**Replacing:** FY 22-23

**Cost:** \$16,000



# Section 6: Wastewater

## Section 6: Wastewater

Page #	Project Name	FY 21-22	Total Cost	Estimated Start	Estimated Completion
<b>Economic Development Initiatives</b>					
88	Tapadera Lift Station	\$ 850,000	\$ 850,000	FY 21-22	FY 21-22
	<b>Subtotal</b>	<b>\$ 850,000</b>	<b>\$ 850,000</b>	<b>N/A</b>	<b>N/A</b>
<b>Wastewater Treatment Plant</b>					
90	Aerators	\$ -	\$ 1,800,000	FY 22-23	FY 22-23
91	CCTV System	\$ 175,000	\$ 175,000	FY 21-22	FY 21-22
92	Dump Pit Retrofit	\$ -	\$ 58,000	FY 23-24	FY 23-24
93	Flow Pacing VFD's	\$ 26,630	\$ 26,630	FY 21-22	FY 21-22
94	SCADA Telemetry	\$ -	\$ 100,000	FY 22-23	FY 22-23
95	Update WWTP PLC's	\$ 200,000	\$ 200,000	FY 21-22	FY 22-23
	<b>Subtotal</b>	<b>\$ 401,630</b>	<b>\$ 2,359,630</b>	<b>N/A</b>	<b>N/A</b>
<b>Farm Systems</b>					
97	Malheur Farm	\$ 80,000	\$ 80,000	FY 21-22	FY 21-22
98	Skyline Farm	\$ 225,000	\$ 225,000	FY 21-22	FY 21-22
	<b>Subtotal</b>	<b>\$ 305,000</b>	<b>\$ 305,000</b>	<b>N/A</b>	<b>N/A</b>
<b>Building and Grounds</b>					
100	Security Upgrade	\$ 25,000.0	\$ 25,000.0	FY 21-22	FY 21-22
	<b>Subtotal</b>	<b>\$ 25,000.0</b>	<b>\$ 25,000.0</b>	<b>N/A</b>	<b>N/A</b>
<b>NPDES Regulatory Compliance</b>					
102	CDBG Grant	\$ 2,500,000	\$ 2,500,000	FY 21-22	FY 21-22
103	Diffuser	\$ 272,000	\$ 710,000	FY 20-21	FY 23-24
104	Disinfection and Dechlorination System	\$ -	\$ 95,000	FY 22-23	FY 23-24
105	Facility Plan	\$ 270,000	\$ 270,000	FY 21-22	FY 21-22
106	pH Adjustment System	\$ -	\$ 5,000	FY 24-25	FY 24-25
107	Pollutant Source Identification	\$ -	\$ 4,500,000	FY 22-23	FY 30-31
	<b>Subtotal</b>	<b>\$ 3,042,000</b>	<b>\$ 8,080,000</b>	<b>N/A</b>	<b>N/A</b>
<b>Vehicles and Equipment</b>					
109	Pick Up Truck	\$ 35,000	\$ 35,000	FY 21-22	FY 21-22
109	Vaccon	\$ 450,000	\$ 450,000	FY 21-22	FY 21-22
109	Tractor Mower	\$ 25,000	\$ 25,000	FY 21-22	FY 21-22
	<b>Subtotal</b>	<b>\$ 510,000</b>	<b>\$ 510,000</b>	<b>N/A</b>	<b>N/A</b>
	<b>Totals</b>	<b>\$ 5,133,630</b>	<b>\$ 12,129,630</b>	<b>N/A</b>	<b>N/A</b>



## **Economic Development Initiatives**

# Section 6: Wastewater

## Tapadera Lift Station

**Project Status:** Planning

**Planned Start:** FY 21-22

**Estimated Completion:** FY 21-22

**Project Budget:** \$850,000

**Expended as of 7/1/21:** \$0

**Description:** The Tapadera lift station serves the northeastern area of Ontario and is close to capacity. Development is expected to continue in the lift station’s service area and will further strain the system.

**Service Impact:** The upgraded lift station will serve the northeast area’s existing customers as well as future developments.

**Accomplishments:**

- This project has not started.



	Prior Years	FY 2021-22	FY 2022-23	FY 2023-24	FY 2024-25	FY 2025-26	Total
<b>Source of Funds</b>							
SDC Fund	\$ -	\$ 20,000	\$ -	\$ -	\$ -	\$ -	\$ 20,000
Wastewater Fund	\$ -	\$ 830,000	\$ -	\$ -	\$ -	\$ -	\$ 830,000
<b>Total Sources</b>	<b>\$ -</b>	<b>\$ 850,000</b>	<b>\$ -</b>	<b>\$ -</b>	<b>\$ -</b>	<b>\$ -</b>	<b>\$ 850,000</b>
<b>Use of Funds</b>							
Design Engineering	\$ -	\$ 50,000	\$ -	\$ -	\$ -	\$ -	\$ 50,000
Construction Engineering	\$ -	\$ 10,000	\$ -	\$ -	\$ -	\$ -	\$ 10,000
Construction	\$ -	\$ 790,000	\$ -	\$ -	\$ -	\$ -	\$ 790,000
<b>Total Uses</b>	<b>\$ -</b>	<b>\$ 850,000</b>	<b>\$ -</b>	<b>\$ -</b>	<b>\$ -</b>	<b>\$ -</b>	<b>\$ 850,000</b>

# Wastewater Treatment Plant

# Section 6: Wastewater

## Aerators

**Project Status:** Planning

**Planned Start:** FY 22-23

**Estimated Completion:** FY 22-23

**Project Budget:** \$1,800,000

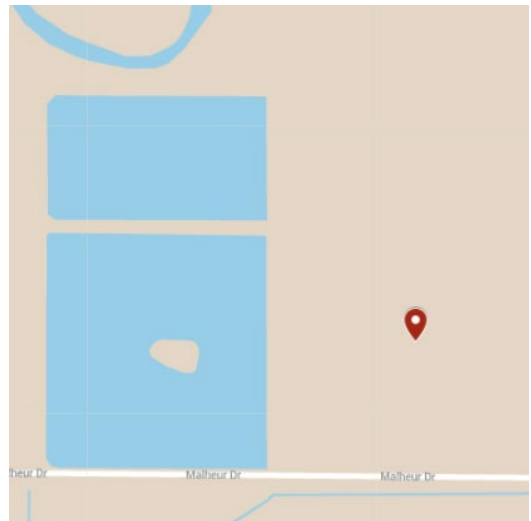
**Expended as of 7/1/21:** \$0

**Description:** The wastewater treatment facility requires aeration units to properly treat wastewater. The current aerators are 25 years old, require using a boat to access the units, require frequent mechanical maintenance and consume greater electricity than more modern aeration technology. Upgrading to more modern technology will reduce maintenance and operating costs. This project will be implemented after completion of the Facility Plan to ensure the investment is aligned with future growth needs. This project is part of the Energy Savings Performance Contract with Ameresco

**Service Impact:** Reduced operating and maintenance costs.

**Accomplishments:**

- This project has not started.



	Prior Years	FY 2021-22	FY 2022-23	FY 2023-24	FY 2024-25	FY 2025-26	Total
<b>Source of Funds</b>							
Wastewater Fund	\$ -	\$ -	\$ 1,800,000	\$ -	\$ -	\$ -	\$ 1,800,000
<b>Total Sources</b>	<b>\$ -</b>	<b>\$ -</b>	<b>\$ 1,800,000</b>	<b>\$ -</b>	<b>\$ -</b>	<b>\$ -</b>	<b>\$ 1,800,000</b>
<b>Use of Funds</b>							
Implementation	\$ -	\$ -	\$ 1,800,000	\$ -	\$ -	\$ -	\$ 1,800,000
<b>Total Uses</b>	<b>\$ -</b>	<b>\$ -</b>	<b>\$ 1,800,000</b>	<b>\$ -</b>	<b>\$ -</b>	<b>\$ -</b>	<b>\$ 1,800,000</b>

# Section 6: Wastewater

## CCTV System

**Project Status:** Planning

**Planned Start:** FY 21-22

**Estimated Completion:** FY 21-22

**Project Budget:** \$350,000

**Expended as of 7/1/21:** \$0

**Description:** The city has 75 miles of sewer line that must be inspected every five years. The city will hire a Closed-Circuit Television (CCTV) firm to use their cameras to inspect our system. The condition of our entire system will be documented through this process.

**Service Impact:** Routinely inspecting our lines ensures that problems are identified early and that we know the condition of our infrastructure.

**Accomplishments:**

- This project has not started.

	Prior Years	FY 2021-22	FY 2022-23	FY 2023-24	FY 2024-25	FY 2025-26	Total
<b>Source of Funds</b>							
Wastewater Fund	\$ -	\$ 175,000	\$ -	\$ -	\$ -	\$ -	\$ 175,000
<b>Total Sources</b>	<b>\$ -</b>	<b>\$ 175,000</b>	<b>\$ -</b>	<b>\$ -</b>	<b>\$ -</b>	<b>\$ -</b>	<b>\$ 175,000</b>
<b>Use of Funds</b>							
Contract Services	\$ -	\$ 175,000	\$ -	\$ -	\$ -	\$ -	\$ 175,000
<b>Total Uses</b>	<b>\$ -</b>	<b>\$ 175,000</b>	<b>\$ -</b>	<b>\$ -</b>	<b>\$ -</b>	<b>\$ -</b>	<b>\$ 175,000</b>

# Section 6: Wastewater

## Dump Pit Retrofit

**Project Status:** Planning

**Planned Start:** FY 23-24

**Estimated Completion:** FY 23-24

**Project Budget:** \$58,000

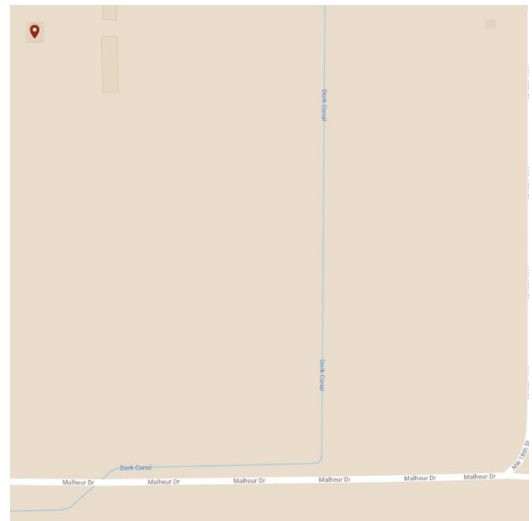
**Expended as of 7/1/21:** \$0

**Description:** The Wastewater Treatment Plant has a headworks screening facility to remove debris. This material is placed in a dump pit prior to offsite disposal. The Northwest Regional Lift Station receives drainage from a dump pit. This causes gritty material to eat up the impellers. This project would modify the existing dump pit at the back of headworks to avoid running the grit back to the lift station.

**Service Impact:** Modifications will lighten the maintenance and labor needed to keep the system from plugging.

**Accomplishments:**

- This project has not started.



	Prior Years	FY 2021-22	FY 2022-23	FY 2023-24	FY 2024-25	FY 2025-26	Total
<b>Source of Funds</b>							
Wastewater Fund	\$ -	\$ -	\$ -	\$ 58,000	\$ -	\$ -	\$ 58,000
<b>Total Sources</b>	<b>\$ -</b>	<b>\$ -</b>	<b>\$ -</b>	<b>\$ 58,000</b>	<b>\$ -</b>	<b>\$ -</b>	<b>\$ 58,000</b>
<b>Use of Funds</b>							
Implementation	\$ -	\$ -	\$ -	\$ 58,000	\$ -	\$ -	\$ 58,000
<b>Total Uses</b>	<b>\$ -</b>	<b>\$ -</b>	<b>\$ -</b>	<b>\$ 58,000</b>	<b>\$ -</b>	<b>\$ -</b>	<b>\$ 58,000</b>

# Section 6: Wastewater

## Flow Pacing VFD's

**Project Status:** Planning

**Planned Start:** FY 21-22

**Estimated Completion:** FY 21-22

**Project Budget:** \$26,630

**Expended as of 7/1/21:** \$0

**Description:** This project will add variable frequency drive controllers to pumps in the wastewater lift stations.

**Service Impact:** The addition of VFD's will save electricity in pumping operations which will benefit rate payers.

**Accomplishments:**

- This project has not started.

	Prior Years	FY 2021-22	FY 2022-23	FY 2023-24	FY 2024-25	FY 2025-26	Total
<b>Source of Funds</b>							
Wastewater Fund	\$ -	\$ 26,630	\$ -	\$ -	\$ -	\$ -	\$ 26,630
<b>Total Sources</b>	<b>\$ -</b>	<b>\$ 26,630</b>	<b>\$ -</b>	<b>\$ -</b>	<b>\$ -</b>	<b>\$ -</b>	<b>\$ 26,630</b>
<b>Use of Funds</b>							
Equipment	\$ -	\$ 26,630	\$ -	\$ -	\$ -	\$ -	\$ 26,630
<b>Total Uses</b>	<b>\$ -</b>	<b>\$ 26,630</b>	<b>\$ -</b>	<b>\$ -</b>	<b>\$ -</b>	<b>\$ -</b>	<b>\$ 26,630</b>



# Section 6: Wastewater

## SCADA Telemetry

**Project Status:** Planning

**Planned Start:** FY 22-23

**Estimated Completion:** FY 22-23

**Project Budget:** \$100,000

**Expended as of 7/1/21:** \$0

**Description:** The City uses Advanced Control Systems (ACS) for its Supervisory Control and Data Acquisition (SCADA) services. All information is stored on ACS's cloud. The contract with ACS is for 5 years and expires in 2022. Options need to be evaluated.

**Service Impact:** The SCADA system allows our plant to monitor levels of chemicals and have precise records on hand.

### Accomplishments:

- This project has not started.

	Prior Years	FY 2021-22	FY 2022-23	FY 2023-24	FY 2024-25	FY 2025-26	Total
<b>Source of Funds</b>							
Wastewater Fund	\$ -	\$ -	\$ 100,000	\$ -	\$ -	\$ -	\$ 100,000
<b>Total Sources</b>	<b>\$ -</b>	<b>\$ -</b>	<b>\$ 100,000</b>	<b>\$ -</b>	<b>\$ -</b>	<b>\$ -</b>	<b>\$ 100,000</b>
<b>Use of Funds</b>							
Services	\$ -	\$ -	\$ 100,000	\$ -	\$ -	\$ -	\$ 100,000
<b>Total Uses</b>	<b>\$ -</b>	<b>\$ -</b>	<b>\$ 100,000</b>	<b>\$ -</b>	<b>\$ -</b>	<b>\$ -</b>	<b>\$ 100,000</b>

# Section 6: Wastewater

## Update WWTP PLC's

**Project Status:** Planning

**Planned Start:** FY 21-22

**Estimated Completion:** FY 21-22

**Project Budget:** \$200,000

**Expended as of 7/1/21:** \$0

**Description:** The existing wastewater treatment plant's programmable logic controllers (PLC's) are out of date and obsolete.

**Service Impact:** PLC's automate pumps and valves essential to the wastewater treatment process.

**Accomplishments:**

- This project has not started.

	Prior Years	FY 2021-22	FY 2022-23	FY 2023-24	FY 2024-25	FY 2025-26	Total
<b>Source of Funds</b>							
General Fund	\$ -	\$ 200,000	\$ -	\$ -	\$ -	\$ -	\$ 200,000
<b>Total Sources</b>	<b>\$ -</b>	<b>\$ 200,000</b>	<b>\$ -</b>	<b>\$ -</b>	<b>\$ -</b>	<b>\$ -</b>	<b>\$ 200,000</b>
<b>Use of Funds</b>							
Equipment Purchase	\$ -	\$ 200,000	\$ -	\$ -	\$ -	\$ -	\$ 200,000
<b>Total Uses</b>	<b>\$ -</b>	<b>\$ 200,000</b>	<b>\$ -</b>	<b>\$ -</b>	<b>\$ -</b>	<b>\$ -</b>	<b>\$ 200,000</b>

## Farm Systems

# Section 6: Wastewater

## Malheur Farms

**Project Status:** Planning

**Planned Start:** FY 21-22

**Estimated Completion:** FY 21-22

**Project Budget:** \$80,000

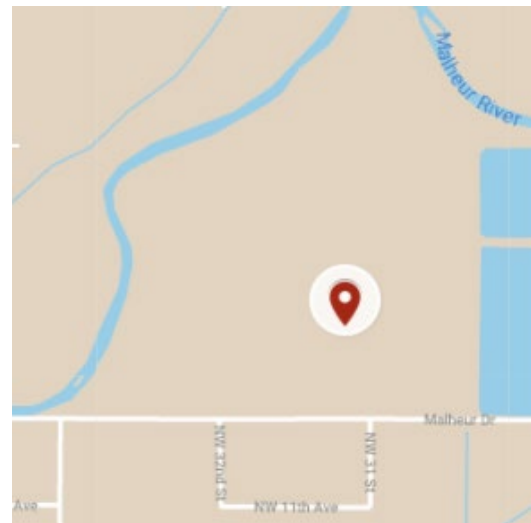
**Expended as of 7/1/21:** \$0

**Description:** This project will provide pivot flow meters and control panels to the 9 pivots at Malheur Farms.

**Service Impact:** Malheur Farm is a backup land application site for the wastewater treatment plant and maintaining a reliable irrigation system is essential to maintaining wastewater permit compliance.

**Accomplishments:**

- This project has not started.



	Prior Years	FY 2021-22	FY 2022-23	FY 2023-24	FY 2024-25	FY 2025-26	Total
<b>Source of Funds</b>							
Wastewater Fund	\$ -	\$ 80,000	\$ -	\$ -	\$ -	\$ -	\$ 80,000
<b>Total Sources</b>	<b>\$ -</b>	<b>\$ 80,000</b>	<b>\$ -</b>	<b>\$ -</b>	<b>\$ -</b>	<b>\$ -</b>	<b>\$ 80,000</b>
<b>Use of Funds</b>							
Equipment Purchase	\$ -	\$ 80,000	\$ -	\$ -	\$ -	\$ -	\$ 80,000
<b>Total Uses</b>	<b>\$ -</b>	<b>\$ 80,000</b>	<b>\$ -</b>	<b>\$ -</b>	<b>\$ -</b>	<b>\$ -</b>	<b>\$ 80,000</b>

# Section 6: Wastewater

## Skyline Farms

**Project Status:** Implementation

**Planned Start:** FY 21-22

**Estimated Completion:** FY 21-22

**Project Budget:** \$225,000

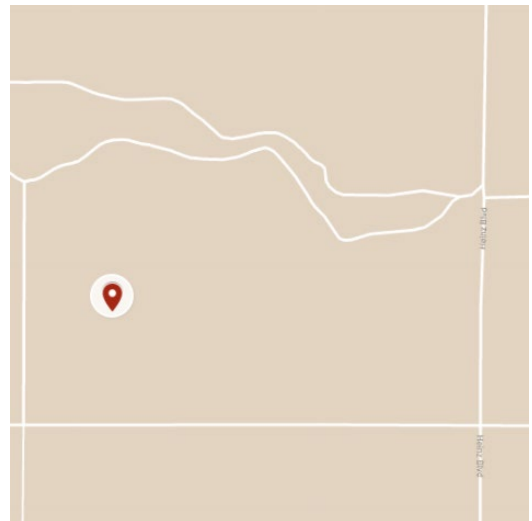
**Expended as of 7/1/21:** \$0

**Description:** This project rehabilitates the valve at the Skyline lift station and upgrades the irrigation nozzles, drop tubes, etc. The Skyline Valve is under very high pressure and is being repaired for leaks. Inspection of the Skyline pipeline will be conducted during valve repair.

**Service Impact:** Skyline Farm is the primary land application site for the wastewater treatment plant and maintaining a reliable irrigation system is essential to maintaining wastewater permit compliance.

**Accomplishments:**

- This project has not started.



	Prior Years	FY 2021-22	FY 2022-23	FY 2023-24	FY 2024-25	FY 2025-26	Total
<b>Source of Funds</b>							
Wastewater Fund	\$ -	\$ 225,000	\$ -	\$ -	\$ -	\$ -	\$ 225,000
<b>Total Sources</b>	\$ -	\$ 225,000	\$ -	\$ -	\$ -	\$ -	\$ 225,000
<b>Use of Funds</b>							
Valve Design and Inspection	\$ -	\$ 7,500	\$ -	\$ -	\$ -	\$ -	\$ 7,500
Equipment Purchase	\$ -	\$ 187,500	\$ -	\$ -	\$ -	\$ -	\$ 187,500
Pipeline Inspection	\$ -	\$ 30,000	\$ -	\$ -	\$ -	\$ -	\$ 30,000
<b>Total Uses</b>	\$ -	\$ 225,000	\$ -	\$ -	\$ -	\$ -	\$ 225,000

## **Buildings and Grounds**

# Section 6: Wastewater

## Security Upgrade

**Project Status:** Planning

**Planned Start:** FY 21-22

**Estimated Completion:** FY 21-22

**Project Budget:** \$25,000

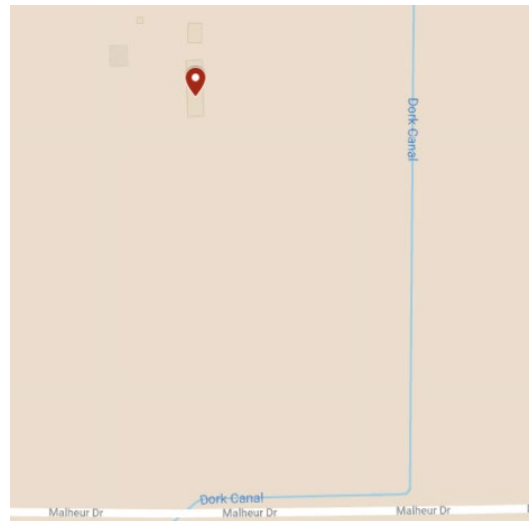
**Expended as of 7/1/21:** \$0

**Description:** The security upgrade will increase camera coverage at the wastewater treatment plant as part of an effort to comply with Homeland Security standards.

**Service Impact:** Protecting the wastewater treatment plant is critical to ensure that services are safely and securely provided to the community.

**Accomplishments:**

- This project has not started.



	Prior Years	FY 2021-22	FY 2022-23	FY 2023-24	FY 2024-25	FY 2025-26	Total
<b>Source of Funds</b>							
Wastewater Fund	\$ -	\$ 25,000	\$ -	\$ -	\$ -	\$ -	\$ 25,000
<b>Total Sources</b>	<b>\$ -</b>	<b>\$ 25,000</b>	<b>\$ -</b>	<b>\$ -</b>	<b>\$ -</b>	<b>\$ -</b>	<b>\$ 25,000</b>
<b>Use of Funds</b>							
Equipment Purchase	\$ -	\$ 25,000	\$ -	\$ -	\$ -	\$ -	\$ 25,000
<b>Total Uses</b>	<b>\$ -</b>	<b>\$ 25,000</b>	<b>\$ -</b>	<b>\$ -</b>	<b>\$ -</b>	<b>\$ -</b>	<b>\$ 25,000</b>



## **NPDES Regulatory Compliance**

# Section 6: Wastewater

## CDBG

**Project Status:** Implementation

**Planned Start:** FY 21-22

**Estimated Completion:** FY 21-22

**Project Budget:** \$2,500,000

**Expended as of 7/1/21:** \$0

**Description:** Replacement of approximately 11,000 linear feet of sanitary sewer line that inspection and monitoring identified as the highest priority for replacement.

**Service Impact:** The project reduces the potential for sewer line failure and backup that could result in property damage. The project will also reduce infiltration of shallow groundwater containing elevated levels of arsenic that in turn helps attain NPDES permit compliance.



### Accomplishments:

- City awarded \$2.5 million grant from Business Oregon in 2020.
- Ducote Consulting chosen as grant administrator in January 2021.
- Environmental Assessment completed.

	Prior Years	FY 2021-22	FY 2022-23	FY 2023-24	FY 2024-25	FY 2025-26	Total
<b>Source of Funds</b>							
Wastewater Fund	\$ -	\$ 2,500,000	\$ -	\$ -	\$ -	\$ -	\$ 2,500,000
<b>Total Sources</b>	<b>\$ -</b>	<b>\$ 2,500,000</b>	<b>\$ -</b>	<b>\$ -</b>	<b>\$ -</b>	<b>\$ -</b>	<b>\$ 2,500,000</b>
<b>Use of Funds</b>							
Services	\$ -	\$ 2,500,000	\$ -	\$ -	\$ -	\$ -	\$ 2,500,000
<b>Total Uses</b>	<b>\$ -</b>	<b>\$ 2,500,000</b>	<b>\$ -</b>	<b>\$ -</b>	<b>\$ -</b>	<b>\$ -</b>	<b>\$ 2,500,000</b>

# Section 6: Wastewater

## Diffuser

**Project Status:** Implementation

**Planned Start:** FY 20-21

**Estimated Completion:** FY 23-24

**Project Budget:** \$710,000

**Expended as of 7/1/21:** \$35,000

**Description:** A diffuser must be installed to meet ammonia water quality limits. The diffuser will transfer oxygen into wastewater to break down pollutants.

**Service Impact:** This is a requirement of the NPDES permit.

### Accomplishments:

- Mix zone analysis and pre-engineering for the project as required by NPDES permit was completed in 2020.

	Prior Years	FY 2021-22	FY 2022-23	FY 2023-24	FY 2024-25	FY 2025-26	Total
<b>Source of Funds</b>							
Wastewater Fund	\$ 35,000	\$ 272,000	\$ 200,000	\$ 203,000	\$ -	\$ -	\$ 710,000
<b>Total Sources</b>	<b>\$ 35,000</b>	<b>\$ 272,000</b>	<b>\$ 200,000</b>	<b>\$ 203,000</b>	<b>\$ -</b>	<b>\$ -</b>	<b>\$ 710,000</b>
<b>Use of Funds</b>							
Mix Zone Analysis/Pre-Engineering	\$ 35,000	\$ -	\$ -	\$ -	\$ -	\$ -	\$ 35,000
Engineering Design	\$ -	\$ 97,000	\$ -	\$ -	\$ -	\$ -	\$ 97,000
Permitting	\$ -	\$ 36,000	\$ -	\$ -	\$ -	\$ -	\$ 36,000
Easement	\$ -	\$ 139,000	\$ -	\$ -	\$ -	\$ -	\$ 139,000
Construction Contract	\$ -	\$ -	\$ 200,000	\$ 203,000	\$ -	\$ -	\$ 403,000
<b>Total Uses</b>	<b>\$ 35,000</b>	<b>\$ 272,000</b>	<b>\$ 200,000</b>	<b>\$ 203,000</b>	<b>\$ -</b>	<b>\$ -</b>	<b>\$ 710,000</b>

# Section 6: Wastewater

## Disinfection and Dechlorination System

**Project Status:** Planning

**Planned Start:** FY 22-23

**Estimated Completion:** FY 23-24

**Project Budget:** \$95,000

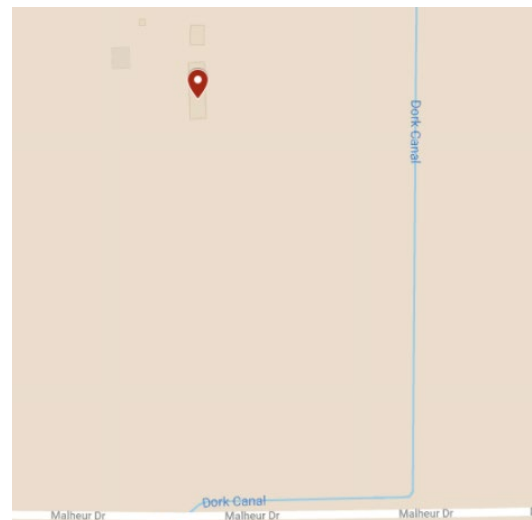
**Expended as of 7/1/21:** \$0

**Description:** This project will upgrade the chlorine generator and SO2 system and replace the microchlor generation system.

**Service Impact:** This is a requirement of the NPDES permit.

**Accomplishments:**

- This project has not started.



	Prior Years	FY 2021-22	FY 2022-23	FY 2023-24	FY 2024-25	FY 2025-26	Total
<b>Source of Funds</b>							
Wastewater Fund	\$ -	\$ -	\$ 10,000	\$ 85,000	\$ -	\$ -	\$ 95,000
<b>Total Sources</b>	<b>\$ -</b>	<b>\$ -</b>	<b>\$ 10,000</b>	<b>\$ 85,000</b>	<b>\$ -</b>	<b>\$ -</b>	<b>\$ 95,000</b>
<b>Use of Funds</b>							
Preliminary Engineering	\$ -	\$ -	\$ 10,000	\$ -	\$ -	\$ -	\$ 10,000
Construction	\$ -	\$ -	\$ -	\$ 85,000	\$ -	\$ -	\$ 85,000
<b>Total Uses</b>	<b>\$ -</b>	<b>\$ -</b>	<b>\$ 10,000</b>	<b>\$ 85,000</b>	<b>\$ -</b>	<b>\$ -</b>	<b>\$ 95,000</b>

# Section 6: Wastewater

## Facility Plan

**Project Status:** Planning

**Planned Start:** FY 21-22

**Estimated Completion:** FY 21-22

**Project Budget:** \$270,000

**Expended as of 7/1/21:** \$0

**Description:** The Facility Plan examines future growth scenarios including how to accommodate new Significant Industrial Users. Having a facility plan enhances future economic development because it demonstrates certainty in accommodating new growth.

**Service Impact:** The last Facility Plan was completed in 2001 with an amendment focused on the collection system in 2010. A new facility plan will improve the plan for long-term service.

**Accomplishments:**

- This project has not started.

	Prior Years	FY 2021-22	FY 2022-23	FY 2023-24	FY 2024-25	FY 2025-26	Total
<b>Source of Funds</b>							
Wastewater Fund	\$ -	\$ 270,000	\$ -	\$ -	\$ -	\$ -	\$ 270,000
<b>Total Sources</b>	<b>\$ -</b>	<b>\$ 270,000</b>	<b>\$ -</b>	<b>\$ -</b>	<b>\$ -</b>	<b>\$ -</b>	<b>\$ 270,000</b>
<b>Use of Funds</b>							
Plan Development	\$ -	\$ 270,000	\$ -	\$ -	\$ -	\$ -	\$ 270,000
<b>Total Uses</b>	<b>\$ -</b>	<b>\$ 270,000</b>	<b>\$ -</b>	<b>\$ -</b>	<b>\$ -</b>	<b>\$ -</b>	<b>\$ 270,000</b>

# Section 6: Wastewater

## pH Adjustment System

**Project Status:** Planning

**Planned Start:** FY 24-25

**Estimated Completion:** FY 24-25

**Project Budget:** \$5,000

**Expended as of 7/1/21:** \$0

**Description:** This project replaces probes and chemical feed pumps.

**Service Impact:** This is a requirement of the NPDES permit.

**Accomplishments:**

- This project has not started.

	Prior Years	FY 2021-22	FY 2022-23	FY 2023-24	FY 2024-25	FY 2025-26	Total
<b>Source of Funds</b>							
Wastewater Fund	\$ -	\$ -	\$ -	\$ -	\$ 5,000	\$ -	\$ 5,000
<b>Total Sources</b>	\$ -	\$ -	\$ -	\$ -	\$ 5,000	\$ -	\$ 5,000
<b>Use of Funds</b>							
Materials	\$ -	\$ -	\$ -	\$ -	\$ 5,000	\$ -	\$ 5,000
<b>Total Uses</b>	\$ -	\$ -	\$ -	\$ -	\$ 5,000	\$ -	\$ 5,000

## Pollutant Source Identification and Removal Program

**Project Status:** Planning  
**Planned Start:** FY 21-22  
**Estimated Completion:** FY 30-31  
**Project Budget:** \$4,500,000  
**Expended as of 7/1/21:** \$0



**Description:** Developing a Pollutant Source Identification & Removal Program for arsenic is a key requirement of the City’s NPDES Permit. Removing arsenic from wastewater is a very expensive treatment process that would exceed the affordability threshold of the community. The Pollutant Source Identification and Removal Program is the means by which the City will reserve funds for future projects involving the replacement of sewer collection lines that intercept shallow groundwater with elevated arsenic concentrations or the replacement of private well sources with elevated arsenic sources. Annual reporting of pollutant source identification and use of funds out of the Reserve Account for proposed project implementation will be part of the ongoing City budget process.

**Service Impact:** This is a requirement of the NPDES permit.

**Accomplishments:**

- This project has not started.

	Prior Years	FY 2021-22	FY 2022-23	FY 2023-24	FY 2024-25	FY 2025-26	Post FY 2025-26	Total
<b>Source of Funds</b>								
Wastewater Fund	\$ -	\$ -	\$ 500,000	\$ 500,000	\$ 500,000	\$ 500,000	\$ 2,500,000	\$ 4,500,000
<b>Total Sources</b>	<b>\$ -</b>	<b>\$ -</b>	<b>\$ 500,000</b>	<b>\$ 500,000</b>	<b>\$ 500,000</b>	<b>\$ 500,000</b>	<b>\$ 2,500,000</b>	<b>\$ 4,500,000</b>
<b>Use of Funds</b>								
Program Development	\$ -	\$ -	\$ 500,000	\$ 500,000	\$ 500,000	\$ 500,000	\$ 2,500,000	\$ 4,500,000
<b>Total Uses</b>	<b>\$ -</b>	<b>\$ -</b>	<b>\$ 500,000</b>	<b>\$ 500,000</b>	<b>\$ 500,000</b>	<b>\$ 500,000</b>	<b>\$ 2,500,000</b>	<b>\$ 4,500,000</b>



## **Vehicles and Equipment**

# Section 6: Wastewater

## Vehicles and Equipment

**Pick Up Truck:** This will replace a 1998 Dodge Ram 3500. This truck is used for plowing and daily rounds at the wastewater treatment plant. Costs are beginning to surpass value. This could be replaced with a ¾ ton specified for snowplowing (heavier on the front end. A flatbed is not required.

**Mileage:** 101,854

**Replacing:** FY 21-22

**Cost:** \$35,000



**Tractor Mower:** The existing John Deere tractor mower is old and in disrepair. The tractor is used at the wastewater treatment plant to cut back weeds.

**Mileage:** N/A

**Replacing:** FY 21-22

**Cost:** \$25,000

**Vaccon:** This will replace a 2010 International Sewer Cleaner used for vacuuming raw sewage and stormwater. It is an essential vehicle and a critical first line of defense for wastewater spills at lift stations and other locations. The debris tank is rusting through with a bottom portion already repaired. The tubes at the back portion of the truck are also rusting through and have been replaced three times already. Rentals are available, but not always at the time it is needed. We would trade in the existing Vaccon and purchase from Sourcewell.

**Mileage:** 40,523

**Replacing:** FY 21-22

**Cost:** \$450,000



# Section 7: Field Services

## Section 7: Field Services

Page #	Project Name	FY 21-22	Total Cost	Estimated Start	Estimated Completion
<b>Economic Development Initiatives</b>					
112	Airport Utility Extension	\$ 250,000	\$ 250,000	FY 21-22	FY 21-22
113	Navarette Property Development	\$ 70,000	\$ 660,000	FY 21-22	FY 22-23
114	TV200 Property Development	\$ 60,000	\$ 580,000	FY 21-22	FY 22-23
	<b>Subtotal</b>	<b>\$ 380,000</b>	<b>\$ 1,490,000</b>	<b>N/A</b>	<b>N/A</b>
<b>Collection Systems</b>					
116	Waterline Replacement	\$ 400,000	\$ 2,000,000	FY 21-22	FY 25-26
	<b>Subtotal</b>	<b>\$ 400,000</b>	<b>\$ 2,000,000</b>	<b>N/A</b>	<b>N/A</b>
<b>Water Distribution Systems</b>					
118	Meter Register Replacement	\$ 75,000	\$ 295,000	FY 18-19	FY 25-26
119	Well Abandonment	\$ -	\$ 40,000	FY 22-23	FY 22-23
	<b>Subtotal</b>	<b>\$ 75,000</b>	<b>\$ 335,000</b>	<b>N/A</b>	<b>N/A</b>
	<b>Total</b>	<b>\$ 855,000</b>	<b>\$ 3,825,000</b>	<b>N/A</b>	<b>N/A</b>

## **Economic Development Initiatives**

# Section 7: Field Services

## Airport Utility Extension

**Project Status:** Planning

**Planned Start:** FY 21-22

**Estimated Completion:** FY 21-22

**Project Budget:** \$250,000

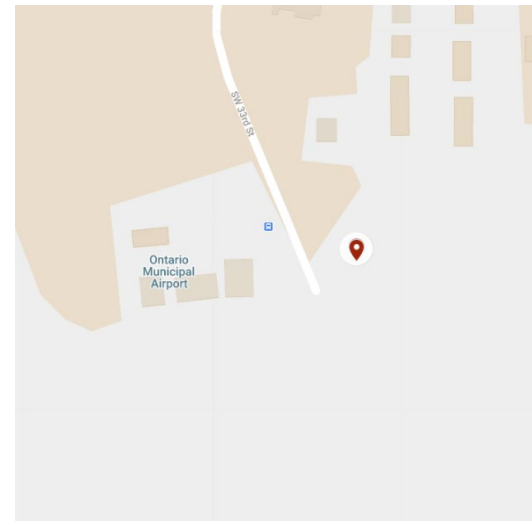
**Expended as of 7/1/21:** \$0

**Description:** This project is design engineering to extend water and sewer into the development areas for hangar spaces at the airport. At the conclusion of the design, the project will be shovel-ready for construction.

**Service Impact:** Utility extension will add incentives for developers to build hangars at the Airport.

**Accomplishments:**

- This project has not started.



	Prior Years	FY 2021-22	FY 2022-23	FY 2023-24	FY 2024-25	FY 2025-26	Total
<b>Source of Funds</b>							
UCF Fund	\$ -	\$ 250,000	\$ -	\$ -	\$ -	\$ -	\$ 250,000
<b>Total Sources</b>	<b>\$ -</b>	<b>\$ 250,000</b>	<b>\$ -</b>	<b>\$ -</b>	<b>\$ -</b>	<b>\$ -</b>	<b>\$ 250,000</b>
<b>Use of Funds</b>							
Design Engineering	\$ -	\$ 250,000	\$ -	\$ -	\$ -	\$ -	\$ 250,000
<b>Total Uses</b>	<b>\$ -</b>	<b>\$ 250,000</b>	<b>\$ -</b>	<b>\$ -</b>	<b>\$ -</b>	<b>\$ -</b>	<b>\$ 250,000</b>

# Section 7: Field Services

## Navarette Property Development

**Project Status:** Planning

**Planned Start:** FY 21-22

**Estimated Completion:** FY 22-23

**Project Budget:** \$660,000

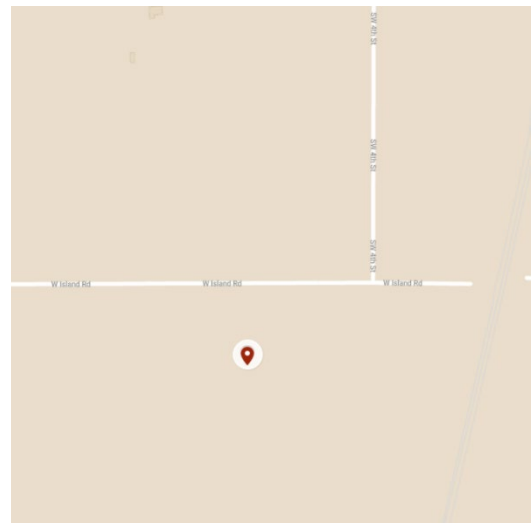
**Expended as of 7/1/21:** \$0

**Description:** This project will extend water and sewer to property immediately south of West Island Road.

**Service Impact:** The intention of this project is to incentivize development in this area and to prepare for future grants by creating “shovel-ready” projects.

**Accomplishments:**

- This project has not started.



	Prior Years	FY 2021-22	FY 2022-23	FY 2023-24	FY 2024-25	FY 2025-26	Total
<b>Source of Funds</b>							
UCF Fund	\$ -	\$ 70,000	\$ 590,000	\$ -	\$ -	\$ -	\$ 660,000
<b>Total Sources</b>	<b>\$ -</b>	<b>\$ 70,000</b>	<b>\$ 590,000</b>	<b>\$ -</b>	<b>\$ -</b>	<b>\$ -</b>	<b>\$ 660,000</b>
<b>Use of Funds</b>							
Design Engineering	\$ -	\$ 70,000	\$ -	\$ -	\$ -	\$ -	\$ 70,000
Construction	\$ -	\$ -	\$ 590,000	\$ -	\$ -	\$ -	\$ 590,000
<b>Total Uses</b>	<b>\$ -</b>	<b>\$ 70,000</b>	<b>\$ 590,000</b>	<b>\$ -</b>	<b>\$ -</b>	<b>\$ -</b>	<b>\$ 660,000</b>

# Section 7: Field Services

## Treasure Valley 200 Property

### Development

**Project Status:** Planning

**Planned Start:** FY 21-22

**Estimated Completion:** FY 22-23

**Project Budget:** \$580,000

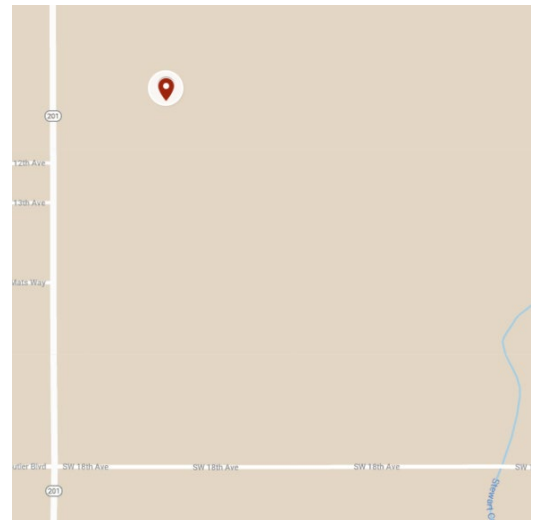
**Expended as of 7/1/21:** \$0

**Description:** This project will extend water and sewer to the Treasure Valley 200 property located between Sunset Drive and Highway 201.

**Service Impact:** The intention of this project is to incentivize development in this area and to prepare for future grants by creating “shovel-ready” projects.

**Accomplishments:**

- This project has not started.



	Prior Years	FY 2021-22	FY 2022-23	FY 2023-24	FY 2024-25	FY 2025-26	Total
<b>Source of Funds</b>							
UCF Fund	\$ -	\$ 60,000	\$ 520,000	\$ -	\$ -	\$ -	\$ 580,000
<b>Total Sources</b>	\$ -	\$ 60,000	\$ 520,000	\$ -	\$ -	\$ -	\$ 580,000
<b>Use of Funds</b>							
Design Engineering	\$ -	\$ 60,000	\$ -	\$ -	\$ -	\$ -	\$ 60,000
Construction	\$ -	\$ -	\$ 520,000	\$ -	\$ -	\$ -	\$ 520,000
<b>Total Uses</b>	\$ -	\$ 60,000	\$ 520,000	\$ -	\$ -	\$ -	\$ 580,000



## **Collection Systems**

# Section 7: Field Services

## Waterline Replacement

**Project Status:** Annual

**Planned Start:** N/A

**Estimated Completion:** N/A

**Project Budget:** \$2,000,000

**Expended as of 7/1/21:** N/A

**Description:** Replacing old waterlines, typically in conjunction with sewer line repairs, to avoid complete pipeline failures and water breaks. Work is primarily conducted in older parts of town.

**Service Impact:** Replacing old waterlines improves the reliability of the drinking water system.

**Accomplishments:**

- This is an annual program.

	Prior Years	FY 2021-22	FY 2022-23	FY 2023-24	FY 2024-25	FY 2025-26	Total
<b>Source of Funds</b>							
UCF	\$ -	\$ 400,000	\$ 400,000	\$ 400,000	\$ 400,000	\$ 400,000	\$ 2,000,000
<b>Total Sources</b>	<b>\$ -</b>	<b>\$ 400,000</b>	<b>\$ 400,000</b>	<b>\$ 400,000</b>	<b>\$ 400,000</b>	<b>\$ 400,000</b>	<b>\$ 2,000,000</b>
<b>Use of Funds</b>							
Materials	\$ -	\$ 400,000	\$ 400,000	\$ 400,000	\$ 400,000	\$ 400,000	\$ 2,000,000
<b>Total Uses</b>	<b>\$ -</b>	<b>\$ 400,000</b>	<b>\$ 400,000</b>	<b>\$ 400,000</b>	<b>\$ 400,000</b>	<b>\$ 400,000</b>	<b>\$ 2,000,000</b>

# Water Distribution Systems

# Section 7: Field Services

## Meter Register Replacement

**Project Status:** Annual

**Planned Start:** N/A

**Estimated Completion:** N/A

**Project Budget:** \$245,000

**Expended as of 7/1/21:** N/A

**Description:** Water meters are an essential component to equitably bill for use of the water system. The existing meters run off of battery power and the batteries are no longer available for replacement. This program replaces meters as they fail.

**Service Impact:** The replacement program maximizes use of the existing meters all the way to failure and quick replacement ensures accurate billing for consumption of water.

**Accomplishments:**

- This is an annual program.

	Prior Years	FY 21-22	FY 22-23	FY 23-24	FY 24-25	FY 25-26	Total
<b>Source of Funds</b>							
UCF	\$ -	\$ 75,000	\$ 75,000	\$ 75,000	\$ 10,000	\$ 10,000	\$ 245,000
<b>Total Sources</b>	<b>\$ -</b>	<b>\$ 75,000</b>	<b>\$ 75,000</b>	<b>\$ 75,000</b>	<b>\$ 10,000</b>	<b>\$ 10,000</b>	<b>\$ 245,000</b>
<b>Use of Funds</b>							
Meter Purchase	\$ -	\$ 75,000	\$ 75,000	\$ 75,000	\$ 10,000	\$ 10,000	\$ 245,000
<b>Total Uses</b>	<b>\$ -</b>	<b>\$ 75,000</b>	<b>\$ 75,000</b>	<b>\$ 75,000</b>	<b>\$ 10,000</b>	<b>\$ 10,000</b>	<b>\$ 245,000</b>

# Section 7: Field Services

## Well Abandonment

**Project Status:** Planning

**Planned Start:** FY 22-23

**Estimated Completion:** FY 22-23

**Project Budget:** \$40,000

**Expended as of 7/1/21:** \$0

**Description:** Wells 8, 9, and 13 must be abandoned properly in accordance with Oregon Water Resources Department (ODWR) standards.

**Service Impact:** This is a regulatory requirement.

**Accomplishments:**

- This project has not started.



	Prior Years	FY 21-22	FY 22-23	FY 23-24	FY 24-25	FY 25-26	Total
<b>Source of Funds</b>							
UCF	\$ -	\$ -	\$ 40,000	\$ -	\$ -	\$ -	\$ 40,000
<b>Total Sources</b>	<b>\$ -</b>	<b>\$ -</b>	<b>\$ 40,000</b>	<b>\$ -</b>	<b>\$ -</b>	<b>\$ -</b>	<b>\$ 40,000</b>
<b>Use of Funds</b>							
Engineering and Permitting Fees	\$ -	\$ -	\$ 5,000	\$ -	\$ -	\$ -	\$ 5,000
Construction	\$ -	\$ -	\$ 35,000	\$ -	\$ -	\$ -	\$ 35,000
<b>Total Uses</b>	<b>\$ -</b>	<b>\$ -</b>	<b>\$ 40,000</b>	<b>\$ -</b>	<b>\$ -</b>	<b>\$ -</b>	<b>\$ 40,000</b>

# Section 8: Water

## Section 8: Water

Page #	Project Name	FY 21-22	Total Cost	Estimated Start	Estimated Completion
<b>Economic Development Initiatives</b>					
123	WTP Capacity Increase	\$ 2,750,000	\$ 2,950,000	FY 19-20	FY 22-23
	<b>Subtotal</b>	<b>\$ 2,750,000</b>	<b>\$ 2,950,000</b>	<b>N/A</b>	<b>N/A</b>
<b>Wells and River Supply Systems</b>					
125	Well 14 - Flow Meter	\$ 7,500	\$ 7,500	FY 21-22	FY 21-22
126	Well Rehab	\$ 25,000	\$ 120,000	N/A	N/A
	<b>Subtotal</b>	<b>\$ 32,500</b>	<b>\$ 127,500</b>	<b>N/A</b>	<b>N/A</b>
<b>Water Treatment Plant</b>					
128	Automatic Backwash System	\$ 50,000	\$ 50,000	FY 21-22	FY 21-22
129	Chemical Storage Secondary Containment Improvement	\$ 15,000	\$ 15,000	FY 21-22	FY 21-22
130	Chlorine Generation System	\$ 7,500	\$ 22,500	FY 21-22	FY 22-23
131	CL17 Chlorine Analyzers	\$ 16,400	\$ 26,400	FY 20-21	FY 21-22
132	Effluent Control Valve Controllers	\$ 25,000	\$ 25,000	FY 21-22	FY 21-22
133	Floc Mechanism and Sediment Basin	\$ 50,000	\$ 550,000	FY 21-22	FY 22-23
134	Heinz Meter Signal	\$ 40,000	\$ 40,000	FY 21-22	FY 21-22
135	Microchlor Cell	\$ 15,000	\$ 105,000	FY 18-19	FY 25-26
136	SCADA Telemetry	\$ -	\$ 100,000	FY 22-23	FY 22-23
137	Turbidimeter Replacement	\$ 18,000	\$ 28,000	FY 20-21	FY 21-22
138	Vibration Analysis	\$ 60,000	\$ 60,000	FY 21-22	FY 21-22
	<b>Subtotal</b>	<b>\$ 296,900</b>	<b>\$ 1,021,900</b>	<b>N/A</b>	<b>N/A</b>
<b>Booster Pump Stations</b>					
140	Booster Pump (Eastside)	\$ 85,000	\$ 85,000	FY 21-22	FY 21-22
141	Booster Pump (Westside)	\$ 90,000	\$ 90,000	FY 21-22	FY 21-22
142	Booster Pump Auto Transfer Switch	\$ -	\$ 245,000	FY 22-23	FY 22-23
143	WTP Pump Replacements	\$ 256,712	\$ 531,712	FY 20-21	FY 21-22
	<b>Subtotal</b>	<b>\$ 431,712</b>	<b>\$ 951,712</b>	<b>N/A</b>	<b>N/A</b>
<b>Reservoirs</b>					
145	Reservoir (Bench)	\$ -	\$ 190,000	FY 22-23	FY 23-24
146	Reservoir (Eastside)	\$ -	\$ 5,500,000	FY 24-25	FY 25-26
147	Reservoir Inspection	\$ -	\$ 45,000	FY 20-21	FY 24-25
148	Reservoir Tie Off System	\$ 15,000	\$ 65,000	FY 21-22	FY 22-23
149	Reservoir (Westside)	\$ 12,000	\$ 212,000	FY 21-22	FY 22-23
	<b>Subtotal</b>	<b>\$ 27,000</b>	<b>\$ 6,012,000</b>	<b>N/A</b>	<b>N/A</b>

# Section 8: Water

Page #	Project Name	FY 21-22	Total Cost	Estimated Start	Estimated Completion
<b>Buildings and Grounds</b>					
151	Security Upgrade	\$ 15,000	\$ 15,000	FY 21-22	FY 21-22
152	Solids Removal	\$ 50,000	\$ 188,000	FY 18-19	FY 25-26
153	WTP Facility Improvements	\$ 52,500	\$ 232,500	FY 21-22	FY 25-26
	<b>Subtotal</b>	<b>\$ 117,500</b>	<b>\$ 435,500</b>	<b>N/A</b>	<b>N/A</b>
<b>Vehicles and Equipment</b>					
155	Pick Up Truck	\$ -	\$ 30,000	FY 24-25	FY 24-25
155	UTV	\$ 16,000	\$ 16,000	FY 21-22	FY 21-22
	<b>Subtotal</b>	<b>\$ 16,000</b>	<b>\$ 46,000</b>	<b>N/A</b>	<b>N/A</b>
	<b>Total</b>	<b>\$ 3,671,612</b>	<b>\$ 11,544,612</b>	<b>N/A</b>	<b>N/A</b>



## **Economic Development Initiatives**

# Section 8: Water

## WTP Capacity Increase

**Project Status:** Implementation

**Planned Start:** FY 19-20

**Estimated Completion:** FY 22-23

**Project Budget:** \$2,950,000

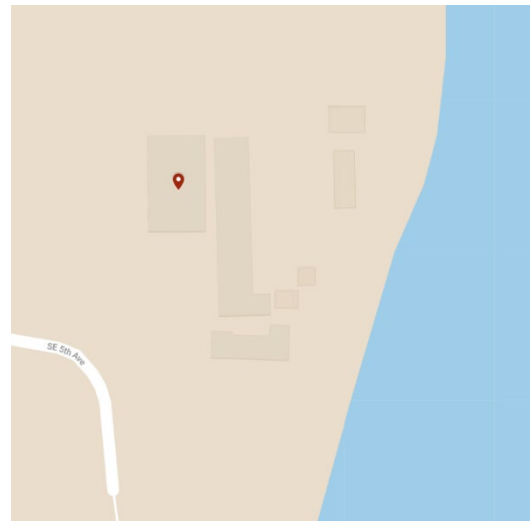
**Expended as of 7/1/21:** \$200,000

**Description:** This project increases the Water Treatment Plant capacity. This will include new building improvements and system redundancy improvements with an additional cassette and facility expansion to accommodate new filtration equipment and chemical storage.

**Service Impact:** Increasing the Water Treatment Plant capacity will ensure that services can meet the demands of Ontario as it continues to develop.

**Accomplishments:**

- Design engineering began in FY 19-20.



	Prior Years	FY 2021-22	FY 2022-23	FY 2023-24	FY 2024-25	FY 2025-26	Total
<b>Source of Funds</b>							
Water Fund	\$ 200,000	\$ 1,500,000	\$ 1,250,000	\$ -	\$ -	\$ -	\$ 2,950,000
<b>Total Sources</b>	<b>\$ 200,000</b>	<b>\$ 1,500,000</b>	<b>\$ 1,250,000</b>	<b>\$ -</b>	<b>\$ -</b>	<b>\$ -</b>	<b>\$ 2,950,000</b>
<b>Use of Funds</b>							
Design Engineering	\$ 200,000	\$ 250,000	\$ -	\$ -	\$ -	\$ -	\$ 450,000
Construction	\$ -	\$ 1,250,000	\$ 1,250,000	\$ -	\$ -	\$ -	\$ 2,500,000
<b>Total Uses</b>	<b>\$ 200,000</b>	<b>\$ 1,500,000</b>	<b>\$ 1,250,000</b>	<b>\$ -</b>	<b>\$ -</b>	<b>\$ -</b>	<b>\$ 2,950,000</b>

## **Wells and River Supply Systems**

# Section 8: Water

## Well 14 Flow Meter

**Project Status:** Planning

**Planned Start:** FY 21-22

**Estimated Completion:** FY 21-22

**Project Budget:** \$7,500

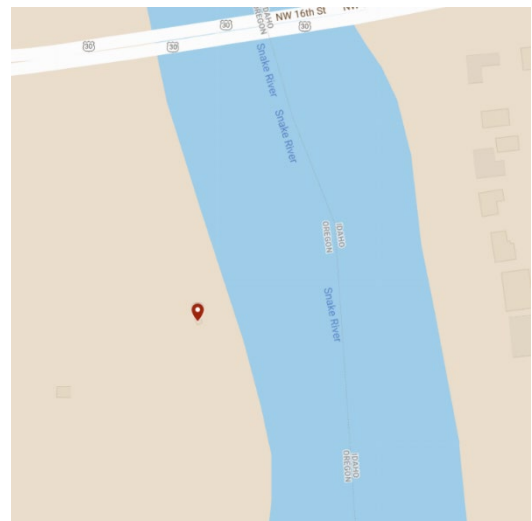
**Expended as of 7/1/21:** \$0

**Description:** This project will replace the flow meter in well 14. The existing meter is no longer serviceable. A 6-inch meter will be installed.

**Service Impact:** In addition to the Snake River, wells provide water to our treatment plant.

**Accomplishments:**

- This project has not started.



	Prior Years	FY 2021-22	FY 2022-23	FY 2023-24	FY 2024-25	FY 2025-26	Total
<b>Source of Funds</b>							
Water Fund	\$ -	\$ 7,500	\$ -	\$ -	\$ -	\$ -	\$ 7,500
<b>Total Sources</b>	<b>\$ -</b>	<b>\$ 7,500</b>	<b>\$ -</b>	<b>\$ -</b>	<b>\$ -</b>	<b>\$ -</b>	<b>\$ 7,500</b>
<b>Use of Funds</b>							
Materials	\$ -	\$ 7,500	\$ -	\$ -	\$ -	\$ -	\$ 7,500
<b>Total Uses</b>	<b>\$ -</b>	<b>\$ 7,500</b>	<b>\$ -</b>	<b>\$ -</b>	<b>\$ -</b>	<b>\$ -</b>	<b>\$ 7,500</b>

# Section 8: Water

## Well Rehab

**Project Status:** Ongoing

**Planned Start:** N/A

**Estimated Completion:** N/A

**Project Budget:** \$120,000

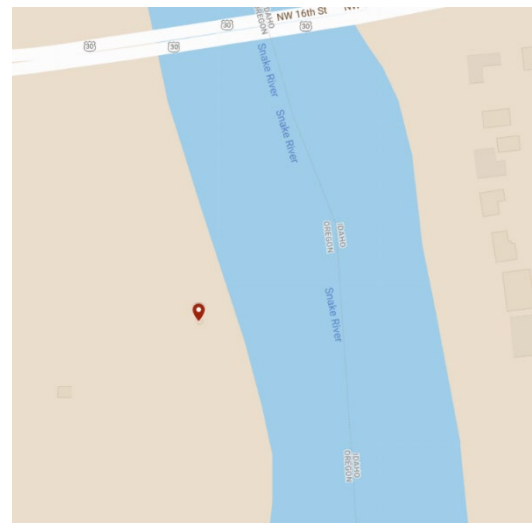
**Expended as of 7/1/21:** N/A

**Description:** Wells must be reconditioned every six years. The Water Treatment Plant has six wells, so one is rehabilitated each year. Well 14, one of the more productive wells, will be rehabilitated in FY 21-22.

**Service Impact:** In addition to the Snake River, wells provide water to our treatment plant.

**Accomplishments:**

- This project is ongoing.



	Prior Years	FY 2021-22	FY 2022-23	FY 2023-24	FY 2024-25	FY 2025-26	Total
<b>Source of Funds</b>							
Water Fund	\$ 15,000	\$ 25,000	\$ 20,000	\$ 20,000	\$ 20,000	\$ 20,000	\$120,000
<b>Total Sources</b>	<b>\$ 15,000</b>	<b>\$ 25,000</b>	<b>\$ 20,000</b>	<b>\$ 20,000</b>	<b>\$ 20,000</b>	<b>\$ 20,000</b>	<b>\$120,000</b>
<b>Use of Funds</b>							
Well Rehab	\$ 15,000	\$ 25,000	\$ 20,000	\$ 20,000	\$ 20,000	\$ 20,000	\$120,000
<b>Total Uses</b>	<b>\$ 15,000</b>	<b>\$ 25,000</b>	<b>\$ 20,000</b>	<b>\$ 20,000</b>	<b>\$ 20,000</b>	<b>\$ 20,000</b>	<b>\$120,000</b>

# Water Treatment Plant

# Section 8: Water

## Automatic Backwash System

**Project Status:** Planning

**Planned Start:** FY 21-22

**Estimated Completion:** FY 21-22

**Project Budget:** \$50,000

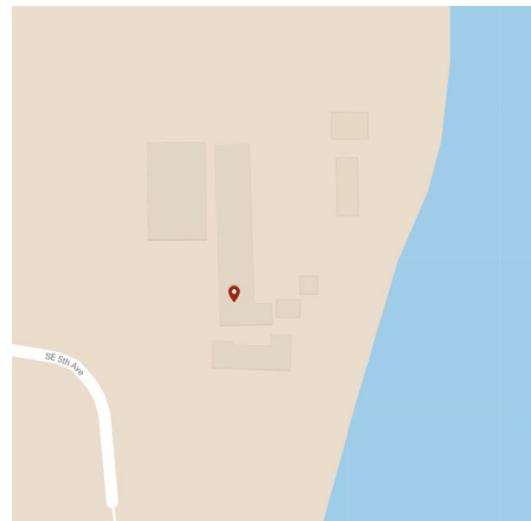
**Expended as of 7/1/21:** \$0

**Description:** The current system is manual, requiring staff members to review turbidity, operate valves, set timers, etc. The system also functions through a hard start and fast stop, which causes media disturbance issues.

**Service Impact:** The new system will function automatically.

**Accomplishments:**

- This project has not started.



	Prior Years	FY 2021-22	FY 2022-23	FY 2023-24	FY 2024-25	FY 2025-26	Total
<b>Source of Funds</b>							
Water Fund	\$ -	\$ 50,000	\$ -	\$ -	\$ -	\$ -	\$ 50,000
<b>Total Sources</b>	<b>\$ -</b>	<b>\$ 50,000</b>	<b>\$ -</b>	<b>\$ -</b>	<b>\$ -</b>	<b>\$ -</b>	<b>\$ 50,000</b>
<b>Use of Funds</b>							
System Upgrade	\$ -	\$ 50,000	\$ -	\$ -	\$ -	\$ -	\$ 50,000
<b>Total Uses</b>	<b>\$ -</b>	<b>\$ 50,000</b>	<b>\$ -</b>	<b>\$ -</b>	<b>\$ -</b>	<b>\$ -</b>	<b>\$ 50,000</b>



# Section 8: Water

## Chemical Storage Secondary Containment Improvement

**Project Status:** Planning

**Planned Start:** FY 21-22

**Estimated Completion:** FY 22-23

**Project Budget:** \$22,500

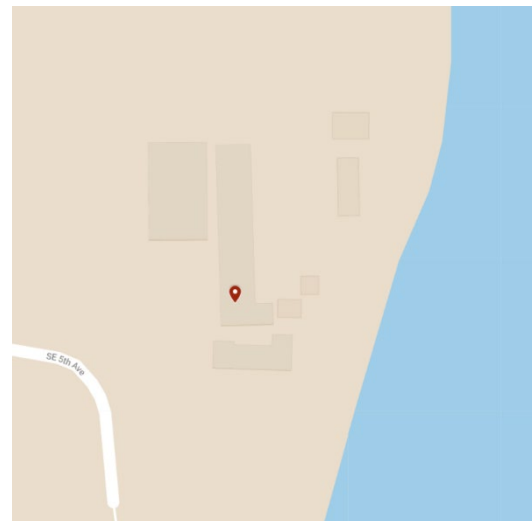
**Expended as of 7/1/21:** \$0

**Description:** This project will analyze the condition of the Ferric Storage Containment area, which is not adequately sealed and take appropriate action to seal the base of the block wall and coat penetrations in the containment wall.

**Service Impact:** This project will meet containment requirements.

**Accomplishments:**

- This project has not started.



	Prior Years	FY 2021-22	FY 2022-23	FY 2023-24	FY 2024-25	FY 2025-26	Total
<b>Source of Funds</b>							
Water Fund	\$ -	\$ 15,000	\$ -	\$ -	\$ -	\$ -	\$ 15,000
<b>Total Sources</b>	<b>\$ -</b>	<b>\$ 15,000</b>	<b>\$ -</b>	<b>\$ -</b>	<b>\$ -</b>	<b>\$ -</b>	<b>\$ 15,000</b>
<b>Use of Funds</b>							
Analysis	\$ -	\$ 5,000	\$ -	\$ -	\$ -	\$ -	\$ 5,000
Containment	\$ -	\$ 10,000	\$ -	\$ -	\$ -	\$ -	\$ 10,000
<b>Total Uses</b>	<b>\$ -</b>	<b>\$ 15,000</b>	<b>\$ -</b>	<b>\$ -</b>	<b>\$ -</b>	<b>\$ -</b>	<b>\$ 15,000</b>

## Chlorine Generation System

**Project Status:** Planning

**Planned Start:** FY 21-22

**Estimated Completion:** FY 22-23

**Project Budget:** \$22,500

**Expended as of 7/1/21:** \$0

**Description:** An analysis of available chlorine generation systems will be conducted and provide a recommendation for a new system or chiller replacement if we continue with the existing system. The current chiller has failed.

**Service Impact:** Efficiency of the chlorine generation system will be improved.

**Accomplishments:**

- This project has not started.

	Prior Years	FY 2021-22	FY 2022-23	FY 2023-24	FY 2024-25	FY 2025-26	Total
<b>Source of Funds</b>							
Water Fund	\$ -	\$ 7,500	\$ 15,000	\$ -	\$ -	\$ -	\$ 22,500
<b>Total Sources</b>	<b>\$ -</b>	<b>\$ 7,500</b>	<b>\$ 15,000</b>	<b>\$ -</b>	<b>\$ -</b>	<b>\$ -</b>	<b>\$ 22,500</b>
<b>Use of Funds</b>							
Analysis	\$ -	\$ 7,500	\$ -	\$ -	\$ -	\$ -	\$ 7,500
Chiller	\$ -	\$ -	\$ 15,000	\$ -	\$ -	\$ -	\$ 15,000
<b>Total Uses</b>	<b>\$ -</b>	<b>\$ 7,500</b>	<b>\$ 15,000</b>	<b>\$ -</b>	<b>\$ -</b>	<b>\$ -</b>	<b>\$ 22,500</b>

# Section 8: Water

## CL17 Chlorine Analyzers

**Project Status:** Implementation

**Planned Start:** FY 20-21

**Estimated Completion:** FY 21-22

**Project Budget:** \$26,400

**Expended as of 7/1/21:** \$10,000

**Description:** This project is conducted in two phases and replaces the five analyzers and provides one replacement.

**Service Impact:** This will decrease the chance of a bad reading from analyzers located around the plant.

### **Accomplishments:**

- Two analyzers were replaced in FY 20-21.

	Prior Years	FY 2021-22	FY 2022-23	FY 2023-24	FY 2024-25	FY 2025-26	Total
<b>Source of Funds</b>							
Water Fund	\$ 10,000	\$ 16,400	\$ -	\$ -	\$ -	\$ -	\$ 26,400
<b>Total Sources</b>	<b>\$ 10,000</b>	<b>\$ 16,400</b>	<b>\$ -</b>	<b>\$ -</b>	<b>\$ -</b>	<b>\$ -</b>	<b>\$ 26,400</b>
<b>Use of Funds</b>							
Equipment	\$ 10,000	\$ 16,400	\$ -	\$ -	\$ -	\$ -	\$ 26,400
<b>Total Uses</b>	<b>\$ 10,000</b>	<b>\$ 16,400</b>	<b>\$ -</b>	<b>\$ -</b>	<b>\$ -</b>	<b>\$ -</b>	<b>\$ 26,400</b>

## Effluent Control Valve Controllers

**Project Status:** Planning

**Planned Start:** FY 21-22

**Estimated Completion:** FY 21-22

**Project Budget:** \$25,000

**Expended as of 7/1/21:** \$0

**Description:** This project will replace effluent control valve controllers at the plant. The current system is antiquated and difficult to control. Existing equipment is out of date and hard to replace.

**Service Impact:** New controllers will provide more efficient, reliable service.

**Accomplishments:**

- This project has not started.

	Prior Years	FY 2021-22	FY 2022-23	FY 2023-24	FY 2024-25	FY 2025-26	Total
<b>Source of Funds</b>							
Water Fund	\$ -	\$ 25,000	\$ -	\$ -	\$ -	\$ -	\$ 25,000
<b>Total Sources</b>	<b>\$ -</b>	<b>\$ 25,000</b>	<b>\$ -</b>	<b>\$ -</b>	<b>\$ -</b>	<b>\$ -</b>	<b>\$ 25,000</b>
<b>Use of Funds</b>							
Equipment	\$ -	\$ 25,000	\$ -	\$ -	\$ -	\$ -	\$ 25,000
<b>Total Uses</b>	<b>\$ -</b>	<b>\$ 25,000</b>	<b>\$ -</b>	<b>\$ -</b>	<b>\$ -</b>	<b>\$ -</b>	<b>\$ 25,000</b>

# Section 8: Water

## Floc Mechanism Replacement

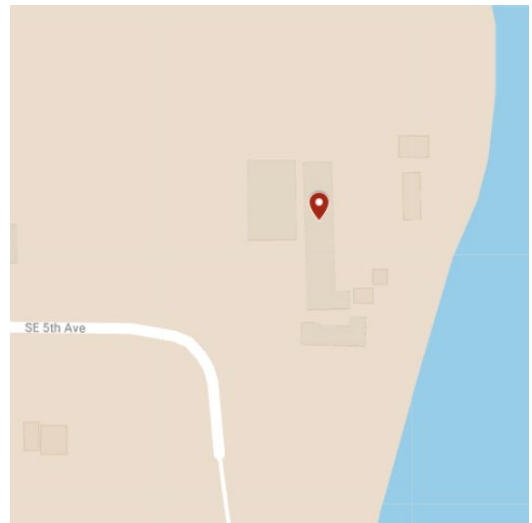
**Project Status:** Planning  
**Planned Start:** FY 21-22  
**Estimated Completion:** FY 22-23  
**Project Budget:** \$550,000  
**Expended as of 7/1/21:** \$0

**Description:** This project will replace existing equipment, including the flights and chain system. Deteriorating I-beams and collection system pieces in the sediment basin will also be replaced.

**Service Impact:** This project will ensure reliable delivery of safe drinking water to the community.

**Accomplishments:**

- This project has not started.



	Prior Years	FY 2021-22	FY 2022-23	FY 2023-24	FY 2024-25	FY 2025-26	Total
<b>Source of Funds</b>							
Water Fund	\$ -	\$ 50,000	\$ 500,000	\$ -	\$ -	\$ -	\$ 550,000
<b>Total Sources</b>	\$ -	\$ 50,000	\$ 500,000	\$ -	\$ -	\$ -	\$ 550,000
<b>Use of Funds</b>							
Design	\$ -	\$ 50,000	\$ -	\$ -	\$ -	\$ -	\$ 50,000
Construction	\$ -	\$ -	\$ 500,000	\$ -	\$ -	\$ -	\$ 500,000
<b>Total Uses</b>	\$ -	\$ 50,000	\$ 500,000	\$ -	\$ -	\$ -	\$ 550,000

# Section 8: Water

## Heinz Meter Signal

**Project Status:** Planning

**Planned Start:** FY 21-22

**Estimated Completion:** FY 21-22

**Project Budget:** \$40,000

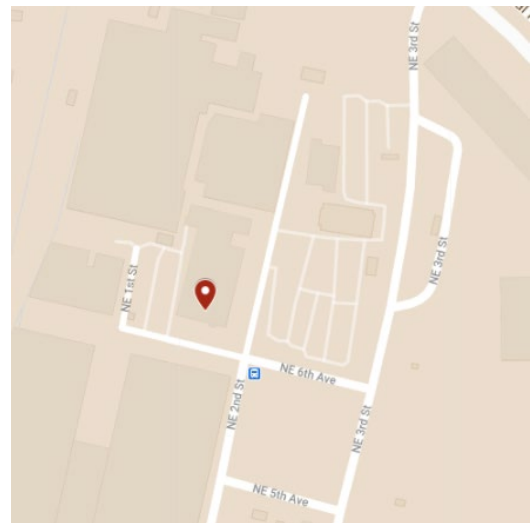

**Expended as of 7/1/21:** \$0

**Description:** This project would provide SCADA for the Heinz system. This allows for remote signal reading. The project will require two towers.

**Service Impact:** This project would automate the meter readings at for the Heinz plant and enable staff to provide efforts elsewhere. Staff spend approximately one day a month providing customer service to the current system.

**Accomplishments:**

- This project has not started.



	Prior Years	FY 2021-22	FY 2022-23	FY 2023-24	FY 2024-25	FY 2025-26	Total
<b>Source of Funds</b>							
Water Fund	\$ -	\$ 40,000	\$ -	\$ -	\$ -	\$ -	\$ 40,000
<b>Total Sources</b>	\$ -	\$ 40,000	\$ -	\$ -	\$ -	\$ -	\$ 40,000
<b>Use of Funds</b>							
System	\$ -	\$ 40,000	\$ -	\$ -	\$ -	\$ -	\$ 40,000
<b>Total Uses</b>	\$ -	\$ 40,000	\$ -	\$ -	\$ -	\$ -	\$ 40,000

# Section 8: Water

## Microchlor Cell

**Project Status:** Implementation  
**Planned Start:** FY 18-19  
**Estimated Completion:** FY 25-26  
**Project Budget:** \$105,000  
**Expended as of 7/1/21:** \$30,000

**Description:** The microchlor cells generate chlorine, an essential component of the water treatment process. This project continues an ongoing effort to change out these cells.

**Service Impact:** Sustain performance reliability of the drinking water system.

**Accomplishments:**

- This project has not started.

	Prior Years	FY 2021-22	FY 2022-23	FY 2023-24	FY 2024-25	FY 2025-26	Total
<b>Source of Funds</b>							
Water Fund	\$ 30,000	\$ 15,000	\$ 15,000	\$ 15,000	\$ 15,000	\$ 15,000	\$ 105,000
<b>Total Sources</b>	<b>\$ 30,000</b>	<b>\$ 15,000</b>	<b>\$ 15,000</b>	<b>\$ 15,000</b>	<b>\$ 15,000</b>	<b>\$ 15,000</b>	<b>\$ 105,000</b>
<b>Use of Funds</b>							
Cells	\$ 30,000	\$ 15,000	\$ 15,000	\$ 15,000	\$ 15,000	\$ 15,000	\$ 105,000
<b>Total Uses</b>	<b>\$ 30,000</b>	<b>\$ 15,000</b>	<b>\$ 15,000</b>	<b>\$ 15,000</b>	<b>\$ 15,000</b>	<b>\$ 15,000</b>	<b>\$ 105,000</b>



# Section 8: Water

## SCADA Telemetry

**Project Status:** Planning

**Planned Start:** FY 22-23

**Estimated Completion:** FY 22-23

**Project Budget:** \$100,000

**Expended as of 7/1/21:** \$0

**Description:** The City uses Advanced Control Systems (ACS) for its Supervisory Control and Data Acquisition (SCADA) services. All information is stored on ACS’s cloud. The contract with ACS is for 5 years and expires in 2022. Options need to be evaluated.

**Service Impact:** The SCADA system allows our plant to monitor levels of chemicals and have precise records on hand.

**Accomplishments:**

- This project has not started.

	Prior Years	FY 2021-22	FY 2022-23	FY 2023-24	FY 2024-25	FY 2025-26	Total
<b>Source of Funds</b>							
Water Fund	\$ -	\$ -	\$ 100,000	\$ -	\$ -	\$ -	\$ 100,000
<b>Total Sources</b>	<b>\$ -</b>	<b>\$ -</b>	<b>\$ 100,000</b>	<b>\$ -</b>	<b>\$ -</b>	<b>\$ -</b>	<b>\$ 100,000</b>
<b>Use of Funds</b>							
Services	\$ -	\$ -	\$ 100,000	\$ -	\$ -	\$ -	\$ 100,000
<b>Total Uses</b>	<b>\$ -</b>	<b>\$ -</b>	<b>\$ 100,000</b>	<b>\$ -</b>	<b>\$ -</b>	<b>\$ -</b>	<b>\$ 100,000</b>

# Section 8: Water

## Turbidimeter Replacement

**Project Status:** Implementation

**Planned Start:** FY 20-21

**Estimated Completion:** FY 21-22

**Project Budget:** \$28,000

**Expended as of 7/1/21:** \$10,000

**Description:** This project will replace seven turbidimeters which are no longer supported by the supplier.

**Service Impact:** Turbidimeters are used to measure intensity of light scattered at 90 degrees as it passes through a water sample. This helps the plant track water clarity.

**Accomplishments:**

- This project has not started.

	Prior Years	FY 2021-22	FY 2022-23	FY 2023-24	FY 2024-25	FY 2025-26	Total
<b>Source of Funds</b>							
Water Fund	\$ 10,000	\$ 18,000	\$ -	\$ -	\$ -	\$ -	\$ 28,000
<b>Total Sources</b>	<b>\$ 10,000</b>	<b>\$ 18,000</b>	<b>\$ -</b>	<b>\$ -</b>	<b>\$ -</b>	<b>\$ -</b>	<b>\$ 28,000</b>
<b>Use of Funds</b>							
Equipment	\$ 10,000	\$ 18,000	\$ -	\$ -	\$ -	\$ -	\$ 28,000
<b>Total Uses</b>	<b>\$ 10,000</b>	<b>\$ 18,000</b>	<b>\$ -</b>	<b>\$ -</b>	<b>\$ -</b>	<b>\$ -</b>	<b>\$ 28,000</b>

# Section 8: Water

## Vibration Analysis

**Project Status:** Planning

**Planned Start:** FY 21-22

**Estimated Completion:** FY 21-22

**Project Budget:** \$60,000

**Expended as of 7/1/21:** \$0

**Description:** This project would implement a system to monitor motor efficiency and condition.

**Service Impact:** This system would be connected to SCADA and allows for predictive maintenance instead of scheduled.

**Accomplishments:**

- This project has not started.

	Prior Years	FY 2021-22	FY 2022-23	FY 2023-24	FY 2024-25	FY 2025-26	Total
<b>Source of Funds</b>							
Water Fund	\$ -	\$ 60,000	\$ -	\$ -	\$ -	\$ -	\$ 60,000
<b>Total Sources</b>	<b>\$ -</b>	<b>\$ 60,000</b>	<b>\$ -</b>	<b>\$ -</b>	<b>\$ -</b>	<b>\$ -</b>	<b>\$ 60,000</b>
<b>Use of Funds</b>							
Software	\$ -	\$ 60,000	\$ -	\$ -	\$ -	\$ -	\$ 60,000
<b>Total Uses</b>	<b>\$ -</b>	<b>\$ 60,000</b>	<b>\$ -</b>	<b>\$ -</b>	<b>\$ -</b>	<b>\$ -</b>	<b>\$ 60,000</b>

## **Booster Pump Stations**

# Section 8: Water

## Booster Pump (Eastside)

**Project Status:** Planning

**Planned Start:** FY 21-22

**Estimated Completion:** FY 21-22

**Project Budget:** \$85,000

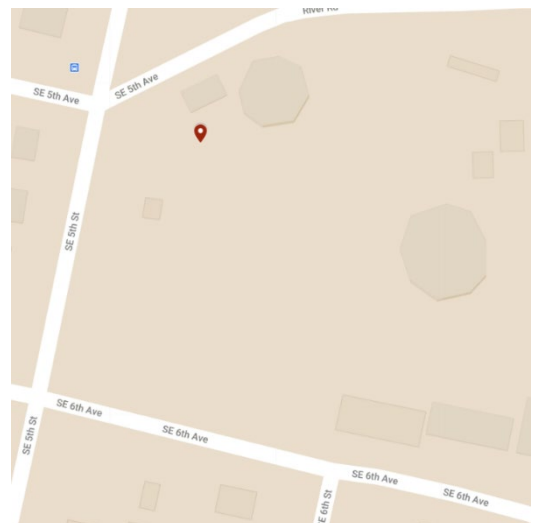
**Expended as of 7/1/21:** \$0

**Description:** This project will provide improvements to the booster station roof and cooling in the pump room. It will also update data systems to cellular locations to improve the efficiency of the variable frequency drive (VFD) controls.

**Service Impact:** Improvements will allow controls to be done remotely.

### Accomplishments:

- This project has not started.



	Prior Years	FY 2021-22	FY 2022-23	FY 2023-24	FY 2024-25	FY 2025-26	Total
<b>Source of Funds</b>							
Water Fund	\$ -	\$ 85,000	\$ -	\$ -	\$ -	\$ -	\$ 85,000
<b>Total Sources</b>	<b>\$ -</b>	<b>\$ 85,000</b>	<b>\$ -</b>	<b>\$ -</b>	<b>\$ -</b>	<b>\$ -</b>	<b>\$ 85,000</b>
<b>Use of Funds</b>							
Roof and Cooling Impi	\$ -	\$ 60,000	\$ -	\$ -	\$ -	\$ -	\$ 60,000
VFD Controls	\$ -	\$ 25,000	\$ -	\$ -	\$ -	\$ -	\$ 25,000
<b>Total Uses</b>	<b>\$ -</b>	<b>\$ 85,000</b>	<b>\$ -</b>	<b>\$ -</b>	<b>\$ -</b>	<b>\$ -</b>	<b>\$ 85,000</b>

# Section 8: Water

## Booster Pump (Westside)

**Project Status:** Planning

**Planned Start:** FY 21-22

**Estimated Completion:** FY 21-22

**Project Budget:** \$90,000

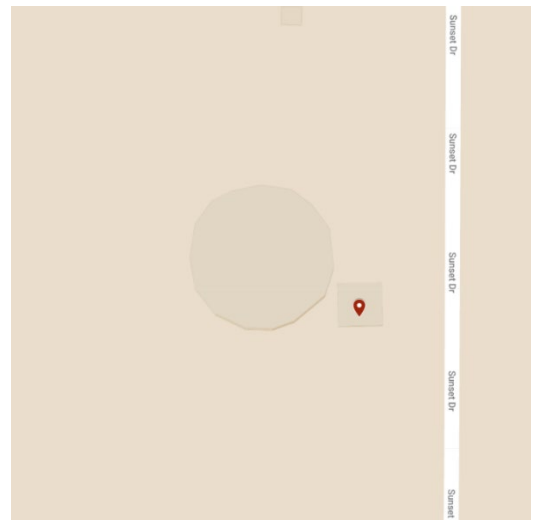
**Expended as of 7/1/21:** \$0

**Description:** This project will replace a flow meter which can no longer be maintained. The project will also replace a failing VFD.

**Service Impact:** Improved VFD will improve the efficiency of controls at the booster station.

**Accomplishments:**

- This project has not started.



	Prior Years	FY 2021-22	FY 2022-23	FY 2023-24	FY 2024-25	FY 2025-26	Total
<b>Source of Funds</b>							
Water Fund	\$ -	\$ 90,000	\$ -	\$ -	\$ -	\$ -	\$ 90,000
<b>Total Sources</b>	<b>\$ -</b>	<b>\$ 90,000</b>	<b>\$ -</b>	<b>\$ -</b>	<b>\$ -</b>	<b>\$ -</b>	<b>\$ 90,000</b>
<b>Use of Funds</b>							
Flow Meter	\$ -	\$ 10,000	\$ -	\$ -	\$ -	\$ -	\$ 10,000
VFD Controls	\$ -	\$ 80,000	\$ -	\$ -	\$ -	\$ -	\$ 80,000
<b>Total Uses</b>	<b>\$ -</b>	<b>\$ 90,000</b>	<b>\$ -</b>	<b>\$ -</b>	<b>\$ -</b>	<b>\$ -</b>	<b>\$ 90,000</b>

# Section 8: Water

## Booster Pump Auto Transfer Switch

**Project Status:** Planning

**Planned Start:** FY 21-22

**Estimated Completion:** FY 21-22

**Project Budget:** \$245,000

**Expended as of 7/1/21:** \$0

**Description:** This project will provide permanent emergency generation and an automatic transfer switch at the Eastside and Westside Booster Pump Stations.

**Service Impact:** These improvements will allow for automatic operation when it is required.

**Accomplishments:**

- This project has not started.



	Prior Years	FY 2021-22	FY 2022-23	FY 2023-24	FY 2024-25	FY 2025-26	Total
<b>Source of Funds</b>							
Water Fund	\$ -	\$ 245,000	\$ -	\$ -	\$ -	\$ -	\$ 245,000
<b>Total Sources</b>	<b>\$ -</b>	<b>\$ 245,000</b>	<b>\$ -</b>	<b>\$ -</b>	<b>\$ -</b>	<b>\$ -</b>	<b>\$ 245,000</b>
<b>Use of Funds</b>							
Pre-Engineering	\$ -	\$ 15,000	\$ -	\$ -	\$ -	\$ -	\$ 15,000
Construction	\$ -	\$ 230,000	\$ -	\$ -	\$ -	\$ -	\$ 230,000
<b>Total Uses</b>	<b>\$ -</b>	<b>\$ 245,000</b>	<b>\$ -</b>	<b>\$ -</b>	<b>\$ -</b>	<b>\$ -</b>	<b>\$ 245,000</b>



# Section 8: Water

## WTP Pump Replacements

**Project Status:** Implementation

**Planned Start:** FY 20-21

**Estimated Completion:** FY 21-22

**Project Budget:** \$531,712

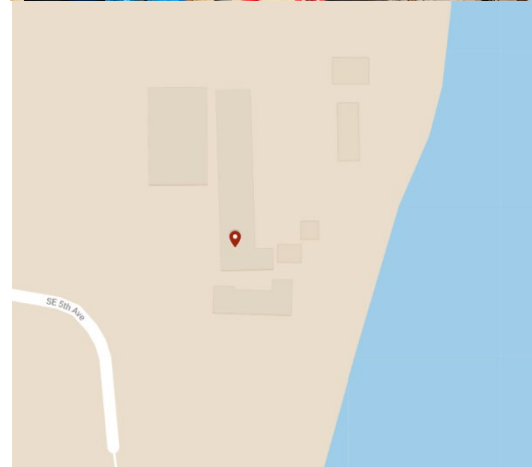
**Expended as of 7/1/21:** \$275,000

**Description:** This project will replace an existing 100hp pump with a 250 hp variable speed pump to improve system performance.

**Service Impact:** This will provide and sustain reliable drinking water service back up for Pump 4.

**Accomplishments:**

- Unused funds will carry over.



	Prior Years	FY 2021-22	FY 2022-23	FY 2023-24	FY 2024-25	FY 2025-26	Total
<b>Source of Funds</b>							
Water Fund	\$ 275,000	\$ 256,712	\$ -	\$ -	\$ -	\$ -	\$ 531,712
<b>Total Sources</b>	<b>\$ 275,000</b>	<b>\$ 256,712</b>	<b>\$ -</b>	<b>\$ -</b>	<b>\$ -</b>	<b>\$ -</b>	<b>\$ 531,712</b>
<b>Use of Funds</b>							
Pump Replacement	\$ 275,000	\$ 256,712	\$ -	\$ -	\$ -	\$ -	\$ 531,712
<b>Total Uses</b>	<b>\$ 275,000</b>	<b>\$ 256,712</b>	<b>\$ -</b>	<b>\$ -</b>	<b>\$ -</b>	<b>\$ -</b>	<b>\$ 531,712</b>

## Reservoirs

# Section 8: Water

## Reservoir (Bench)

**Project Status:** Planning

**Planned Start:** FY 22-23

**Estimated Completion:** FY 23-24

**Project Budget:** \$190,000

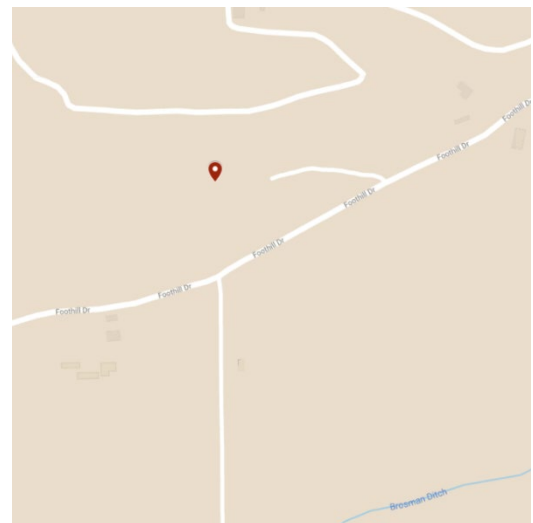
**Expended as of 7/1/21:** \$0

**Description:** This project will install an internal ladder to enable new regulatory inspections and provide external coating improvements.

**Service Impact:** Maintaining regulatory compliance is essential for safe drinking water operations. Completing preventative maintenance with the external coatings will maximize the useful life of the reservoir and benefit rate payers.

### Accomplishments:

- This project has not started.



	Prior Years	FY 2021-22	FY 2022-23	FY 2023-24	FY 2024-25	FY 2025-26	Total
<b>Source of Funds</b>							
Water Fund	\$ -	\$ -	\$ 140,000	\$ 50,000	\$ -	\$ -	\$ 190,000
<b>Total Sources</b>	<b>\$ -</b>	<b>\$ -</b>	<b>\$ 140,000</b>	<b>\$ 50,000</b>	<b>\$ -</b>	<b>\$ -</b>	<b>\$ 190,000</b>
<b>Use of Funds</b>							
Ladder Installation	\$ -	\$ -	\$ -	\$ 50,000	\$ -	\$ -	\$ 50,000
External Coating	\$ -	\$ -	\$ 140,000	\$ -	\$ -	\$ -	\$ 140,000
<b>Total Uses</b>	<b>\$ -</b>	<b>\$ -</b>	<b>\$ 140,000</b>	<b>\$ 50,000</b>	<b>\$ -</b>	<b>\$ -</b>	<b>\$ 190,000</b>

# Section 8: Water

## Reservoir (Eastside)

**Project Status:** Planning

**Planned Start:** FY 24-25

**Estimated Completion:** FY 25-26

**Project Budget:** \$5,500,000

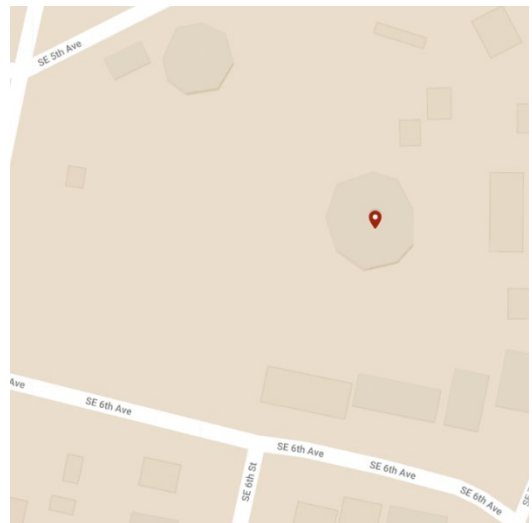
**Expended as of 7/1/21:** \$0

**Description:** This project will replace Eastside Reservoirs 3A and 3B that will reach the end of their useful life in the next five years.

**Service Impact:** Replacing these reservoirs prior to failure will sustain reliable drinking water service.

**Accomplishments:**

- This project has not started.



	Prior Years	FY 2021-22	FY 2022-23	FY 2023-24	FY 2024-25	FY 2025-26	Total
<b>Source of Funds</b>							
Water Fund	\$ -	\$ -	\$ -	\$ -	\$ 500,000	\$ 5,000,000	\$ 5,500,000
<b>Total Sources</b>	<b>\$ -</b>	<b>\$ -</b>	<b>\$ -</b>	<b>\$ -</b>	<b>\$ 500,000</b>	<b>\$ 5,000,000</b>	<b>\$ 5,500,000</b>
<b>Use of Funds</b>							
Design	\$ -	\$ -	\$ -	\$ -	\$ 500,000	\$ -	\$ 500,000
Construction	\$ -	\$ -	\$ -	\$ -	\$ -	\$ 5,000,000	\$ 5,000,000
<b>Total Uses</b>	<b>\$ -</b>	<b>\$ -</b>	<b>\$ -</b>	<b>\$ -</b>	<b>\$ 500,000</b>	<b>\$ 5,000,000</b>	<b>\$ 5,500,000</b>

# Section 8: Water

## Reservoir (Westside)

**Project Status:** Planning

**Planned Start:** FY 21-22

**Estimated Completion:** FY 22-23

**Project Budget:** \$212,000

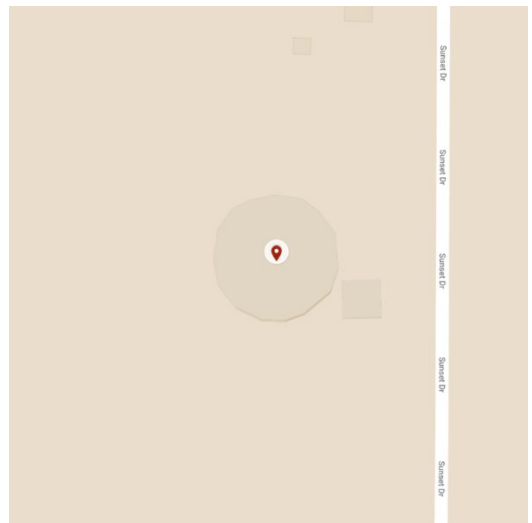
**Expended as of 7/1/21:** \$0

**Description:** This project will provide internal coating to the Westside Reservoir and repair the vent screen/hatch.

**Service Impact:** Replacing the internal coating prior to failure will sustain reliable drinking water service.

**Accomplishments:**

- This project has not started.



	Prior Years	FY 2021-22	FY 2022-23	FY 2023-24	FY 2024-25	FY 2025-26	Total
<b>Source of Funds</b>							
Water Fund	\$ -	\$ 12,000	\$ 200,000	\$ -	\$ -	\$ -	\$ 212,000
<b>Total Sources</b>	<b>\$ -</b>	<b>\$ 12,000</b>	<b>\$ 200,000</b>	<b>\$ -</b>	<b>\$ -</b>	<b>\$ -</b>	<b>\$ 212,000</b>
<b>Use of Funds</b>							
Vent/Screen Hatch	\$ -	\$ 12,000	\$ -	\$ -	\$ -	\$ -	\$ 12,000
Internal Coating	\$ -	\$ -	\$ 200,000	\$ -	\$ -	\$ -	\$ 200,000
<b>Total Uses</b>	<b>\$ -</b>	<b>\$ 12,000</b>	<b>\$ 200,000</b>	<b>\$ -</b>	<b>\$ -</b>	<b>\$ -</b>	<b>\$ 212,000</b>

# Section 8: Water

## Reservoir Inspections

**Project Status:** Implementation

**Planned Start:** FY 20-21

**Estimated Completion:** FY 24-25

**Project Budget:** \$45,000

**Expended as of 7/1/21:** \$15,000

**Description:** Our six reservoirs require an inspection and cleaning every five years.

**Service Impact:** Consistent inspection and cleaning will meet compliance standards.

**Accomplishments:**

- Reservoirs were inspected in 2020.



	Prior Years	FY 2021-22	FY 2022-23	FY 2023-24	FY 2024-25	FY 2025-26	Total
<b>Source of Funds</b>							
Water Fund	\$ 15,000	\$ -	\$ -	\$ -	\$ 30,000	\$ -	\$ 45,000
<b>Total Sources</b>	<b>\$ 15,000</b>	<b>\$ -</b>	<b>\$ -</b>	<b>\$ -</b>	<b>\$ 30,000</b>	<b>\$ -</b>	<b>\$ 45,000</b>
<b>Use of Funds</b>							
Inspection	\$ 15,000	\$ -	\$ -	\$ -	\$ 15,000	\$ -	\$ 30,000
Cleaning	\$ -	\$ -	\$ -	\$ -	\$ 15,000	\$ -	\$ 15,000
<b>Total Uses</b>	<b>\$ 15,000</b>	<b>\$ -</b>	<b>\$ -</b>	<b>\$ -</b>	<b>\$ 30,000</b>	<b>\$ -</b>	<b>\$ 45,000</b>



# Section 8: Water

## Reservoir Tie Off System

**Project Status:** Planning

**Planned Start:** FY 21-22

**Estimated Completion:** FY 22-23

**Project Budget:** \$65,000

**Expended as of 7/1/21:** \$0

**Description:** This project will construct a tie off system and catwalk at the bench and westside reservoirs.

**Service Impact:** Additions will allow for safe access to the roof for annual vent inspections.

**Accomplishments:**

- This project has not started.



	Prior Years	FY 2021-22	FY 2022-23	FY 2023-24	FY 2024-25	FY 2025-26	Total
<b>Source of Funds</b>							
General Fund	\$ -	\$ 15,000	\$ 50,000	\$ -	\$ -	\$ -	\$ 65,000
<b>Total Sources</b>	<b>\$ -</b>	<b>\$ 15,000</b>	<b>\$ 50,000</b>	<b>\$ -</b>	<b>\$ -</b>	<b>\$ -</b>	<b>\$ 65,000</b>
<b>Use of Funds</b>							
Design	\$ -	\$ 15,000	\$ -	\$ -	\$ -	\$ -	\$ 15,000
Construction	\$ -	\$ -	\$ 50,000	\$ -	\$ -	\$ -	\$ 50,000
<b>Total Uses</b>	<b>\$ -</b>	<b>\$ 15,000</b>	<b>\$ 50,000</b>	<b>\$ -</b>	<b>\$ -</b>	<b>\$ -</b>	<b>\$ 65,000</b>



## **Buildings and Grounds**

# Section 8: Water

## Security Upgrade

**Project Status:** Planning

**Planned Start:** FY 21-22

**Estimated Completion:** FY 21-22

**Project Budget:** \$15,000

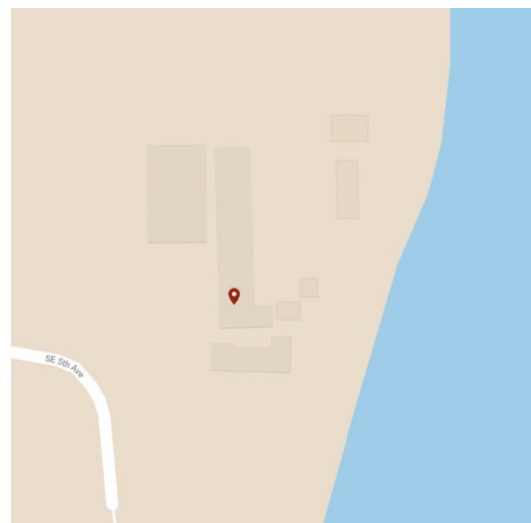
**Expended as of 7/1/21:** \$0

**Description:** This project includes five cameras and will cover the north and west perimeter of the water treatment plant.

**Service Impact:** Additional cameras will cover existing gaps in visibility.

**Accomplishments:**

- This project has not started.



	Prior Years	FY 2021-22	FY 2022-23	FY 2023-24	FY 2024-25	FY 2025-26	Total
<b>Source of Funds</b>							
Water Fund	\$ -	\$ 15,000	\$ -	\$ -	\$ -	\$ -	\$ 15,000
<b>Total Sources</b>	<b>\$ -</b>	<b>\$ 15,000</b>	<b>\$ -</b>	<b>\$ -</b>	<b>\$ -</b>	<b>\$ -</b>	<b>\$ 15,000</b>
<b>Use of Funds</b>							
Equipment	\$ -	\$ 15,000	\$ -	\$ -	\$ -	\$ -	\$ 15,000
<b>Total Uses</b>	<b>\$ -</b>	<b>\$ 15,000</b>	<b>\$ -</b>	<b>\$ -</b>	<b>\$ -</b>	<b>\$ -</b>	<b>\$ 15,000</b>

# Section 8: Water

## Solids Removal

**Project Status:** Implementation

**Planned Start:** FY 19-20

**Estimated Completion:** FY 25-26

**Project Budget:** \$188,000

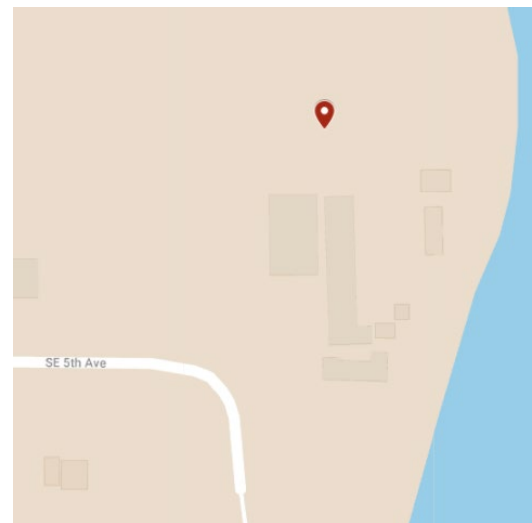
**Expended as of 7/1/21:** \$38,000

**Description:** This project removes accumulated water treatment solids and hauls them to the landfill. This occurs every other year.

**Service Impact:** This project satisfies requirements from DEQ.

**Accomplishments:**

- Solids removed in FY 19-20.



	Prior Years	FY 2021-22	FY 2022-23	FY 2023-24	FY 2024-25	FY 2025-26	Total
<b>Source of Funds</b>							
Water Fund	\$ 38,000	\$ 50,000	\$ -	\$ 50,000	\$ -	\$ 50,000	\$188,000
<b>Total Sources</b>	<b>\$ 38,000</b>	<b>\$ 50,000</b>	<b>\$ -</b>	<b>\$ 50,000</b>	<b>\$ -</b>	<b>\$ 50,000</b>	<b>\$188,000</b>
<b>Use of Funds</b>							
Services	\$ 38,000	\$ 50,000	\$ -	\$ 50,000	\$ -	\$ 50,000	\$188,000
<b>Total Uses</b>	<b>\$ 38,000</b>	<b>\$ 50,000</b>	<b>\$ -</b>	<b>\$ 50,000</b>	<b>\$ -</b>	<b>\$ 50,000</b>	<b>\$188,000</b>

# Section 8: Water

## WTP Facility Improvements

**Project Status:** Planning

**Planned Start:** FY 20-21

**Estimated Completion:** FY 25-26

**Project Budget:** \$232,500

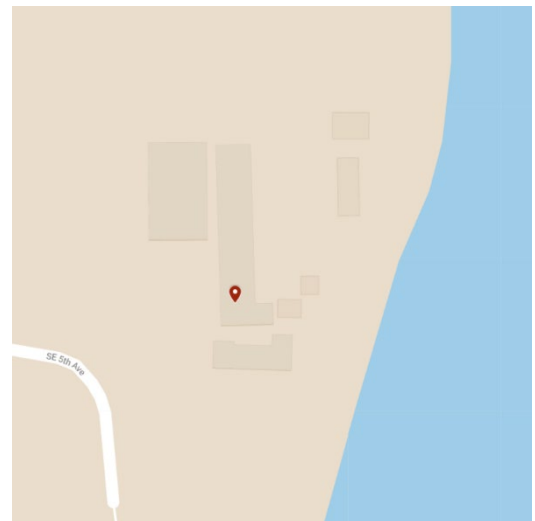
**Expended as of 7/1/21:** \$0

**Description:** Water treatment plant facility improvements include: upgrading the control room, providing access to the cooling fan on the rooftop, and remodeling office space on the first floor.

**Service Impact:** Control room upgrades will replace obsolete equipment.

### Accomplishments:

- This project has not started.



	Prior Years	FY 2021-22	FY 2022-23	FY 2023-24	FY 2024-25	FY 2025-26	Total
<b>Source of Funds</b>							
Water Fund	\$ -	\$ 52,500	\$ 140,000	\$ -	\$ -	\$ 40,000	\$ 232,500
<b>Total Sources</b>	<b>\$ -</b>	<b>\$ 52,500</b>	<b>\$ 140,000</b>	<b>\$ -</b>	<b>\$ -</b>	<b>\$ 40,000</b>	<b>\$ 232,500</b>
<b>Use of Funds</b>							
Control Room Engineering	\$ -	\$ 20,000	\$ -	\$ -	\$ -	\$ -	\$ 20,000
Control Room Construction	\$ -	\$ -	\$ 110,000	\$ -	\$ -	\$ 40,000	\$ 150,000
Cooling System Engineering	\$ -	\$ 7,500	\$ -	\$ -	\$ -	\$ -	\$ 7,500
Cooling System Construction	\$ -	\$ -	\$ 30,000	\$ -	\$ -	\$ -	\$ 30,000
First Floor Remodeling	\$ -	\$ 25,000	\$ -	\$ -	\$ -	\$ -	\$ 25,000
<b>Total Uses</b>	<b>\$ -</b>	<b>\$ 52,500</b>	<b>\$ 140,000</b>	<b>\$ -</b>	<b>\$ -</b>	<b>\$ 40,000</b>	<b>\$ 232,500</b>

## **Vehicles and Equipment**

## Vehicles and Equipment

**Pick Up Truck:** This will replace a 2002 Ford F-450 flatbed truck.

**Mileage:** 55,642

**Replacing:** FY 24-25

**Cost:** \$30,000



**UTV:** This will replace a 2003 John Deere Gator. This is an old “3-wheel style” which has safety issues. This will be used for utility work around the water treatment plant including grounds maintenance, mowing, and weed control.

**Mileage:** N/A

**Replacing:** FY 21-22

**Cost:** \$16,000

# Section 9: Stormwater

## Section 9: Stormwater

Page #	Project Name	FY 21-22	Total Cost	Estimated Start	Estimated Completion
<b>Economic Development Initiatives</b>					
158	NE Pavement Improvement	\$ 20,000	\$ 75,000	FY 20-21	FY 22-23
	<b>Subtotal</b>	<b>\$ 20,000</b>	<b>\$ 75,000</b>	<b>N/A</b>	<b>N/A</b>
<b>Mainline</b>					
160	North Dorian Ditch	\$ 40,000	\$ 40,000	FY 21-22	FY 21-22
161	Stormwater Mainline- Repair	\$ 50,000	\$ 250,000	N/A	N/A
162	Upgrade Existing Storm System	\$ -	\$ 200,000	FY 22-23	FY 23-24
	<b>Subtotal</b>	<b>\$ 90,000</b>	<b>\$ 490,000</b>	<b>N/A</b>	<b>N/A</b>
<b>Regulatory Compliance</b>					
164	Update Storm Water Master Plan	\$ -	\$ 100,000	FY 23-24	FY 23-24
	<b>Subtotal</b>	<b>\$ -</b>	<b>\$ 100,000</b>	<b>N/A</b>	<b>N/A</b>
	<b>Total</b>	<b>\$ 110,000</b>	<b>\$ 665,000</b>	<b>N/A</b>	<b>N/A</b>



## **Economic Development Initiatives**

# Section 9: Storm Water

## NE Area Stormwater Improvement

**Project Status:** Implementation

**Planned Start:** FY 20-21

**Estimated Completion:** FY 22-23

**Project Budget:** \$75,000

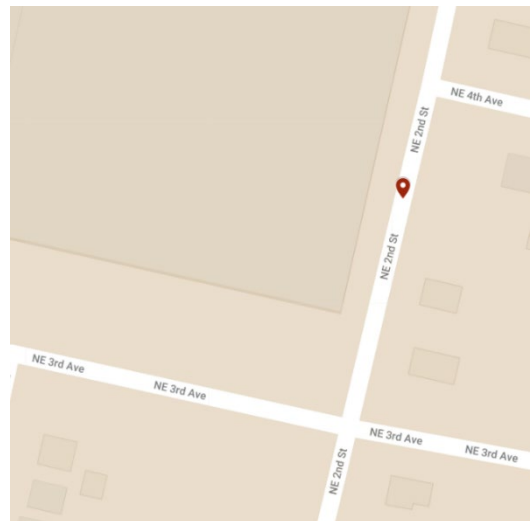

**Expended as of 7/1/21:** \$5,000

**Description:** NE 2<sup>nd</sup> Street, specifically near Americold has sustained heavy damage from steady use as a truck route for Americold and Kraft-Heinz. Repairs to the roadway will require a complete reconstruction. Stormwater improvement will be done in conjunction with this project.

**Service Impact:** Reconstruction of NE 2<sup>nd</sup> Street will provide trucks and other traffic improved roadways to travel on. The roadway currently has alligator cracking and multiple potholes.

**Accomplishments:**

- \$5,000 was used for pre-design.



	Prior Years	FY 2021-22	FY 2022-23	FY 2023-24	FY 2024-25	FY 2025-26	Total	
<b>Source of Funds</b>								
Stormwater Fund	\$	5,000	\$ 20,000	\$ 50,000	\$ -	\$ -	\$ -	\$ 75,000
<b>Total Sources</b>	<b>\$</b>	<b>5,000</b>	<b>\$ 20,000</b>	<b>\$ 50,000</b>	<b>\$ -</b>	<b>\$ -</b>	<b>\$ -</b>	<b>\$ 75,000</b>
<b>Use of Funds</b>								
Pre-Design	\$	5,000	\$ -	\$ -	\$ -	\$ -	\$ -	\$ 5,000
Engineering	\$	-	\$ 20,000	\$ -	\$ -	\$ -	\$ -	\$ 20,000
Construction	\$	-	\$ -	\$ 50,000	\$ -	\$ -	\$ -	\$ 50,000
<b>Total Uses</b>	<b>\$</b>	<b>5,000</b>	<b>\$ 20,000</b>	<b>\$ 50,000</b>	<b>\$ -</b>	<b>\$ -</b>	<b>\$ -</b>	<b>\$ 75,000</b>

## Mainline

# Section 9: Storm Water

## North Dorian Ditch

**Project Status:** Planning

**Planned Start:** FY 21-22

**Estimated Completion:** FY 21-22

**Project Budget:** \$40,000

**Expended as of 7/1/21:** \$0

**Description:** An open ditch lies east on NW 22<sup>nd</sup> Street between West Idaho Avenue and Antiquity Way. This project will install approximately 400 LF of 12-inch pipe and cover the ditch. This project is identified in the Stormwater Master Plan.

**Service Impact:** This project will improve safety to the community and remove liability associated with an open ditch.

**Accomplishments:**

- This project has not started.



	Prior Years	FY 2021-22	FY 2022-23	FY 2023-24	FY 2024-25	FY 2025-26	Total
<b>Source of Funds</b>							
Stormwater Fund	\$ -	\$ 40,000	\$ -	\$ -	\$ -	\$ -	\$ 40,000
<b>Total Sources</b>	<b>\$ -</b>	<b>\$ 40,000</b>	<b>\$ -</b>	<b>\$ -</b>	<b>\$ -</b>	<b>\$ -</b>	<b>\$ 40,000</b>
<b>Use of Funds</b>							
Construction	\$ -	\$ 40,000	\$ -	\$ -	\$ -	\$ -	\$ 40,000
<b>Total Uses</b>	<b>\$ -</b>	<b>\$ 40,000</b>	<b>\$ -</b>	<b>\$ -</b>	<b>\$ -</b>	<b>\$ -</b>	<b>\$ 40,000</b>

# Section 9: Storm Water

## Stormwater Mainline Repair

**Project Status:** Annual

**Planned Start:** N/A

**Estimated Completion:** N/A

**Project Budget:** \$250,000

**Expended as of 7/1/21:** N/A

**Description:** This project replaces stormwater mainlines as recommended in the Stormwater Master plan. It is also used on an as-needed basis to address unanticipated problem areas.

**Service Impact:** This project focuses on ensuring our stormwater infrastructure is well-maintained and functions properly.

**Accomplishments:**

- This is an annual program.

	Prior Years	FY 2021-22	FY 2022-23	FY 2023-24	FY 2024-25	FY 2025-26	Total
<b>Source of Funds</b>							
Stormwater Fund	\$ -	\$ 50,000	\$ 50,000	\$ 50,000	\$ 50,000	\$ 50,000	\$ 250,000
<b>Total Sources</b>	<b>\$ -</b>	<b>\$ 50,000</b>	<b>\$ 50,000</b>	<b>\$ 50,000</b>	<b>\$ 50,000</b>	<b>\$ 50,000</b>	<b>\$ 250,000</b>
<b>Use of Funds</b>							
Materials	\$ -	\$ 50,000	\$ 50,000	\$ 50,000	\$ 50,000	\$ 50,000	\$ 250,000
<b>Total Uses</b>	<b>\$ -</b>	<b>\$ 50,000</b>	<b>\$ 50,000</b>	<b>\$ 50,000</b>	<b>\$ 50,000</b>	<b>\$ 50,000</b>	<b>\$ 250,000</b>

# Section 9: Storm Water

## Upgrade Existing Storm System

**Project Status:** Planning

**Planned Start:** FY 22-23

**Estimated Completion:** FY 23-24

**Project Budget:** \$200,000

**Expended as of 7/1/21:** \$0

**Description:** This project will upsize approximately 275 LF of pipe from 24 to 42 inches under the interstate along North Oregon. This is the end of the line before outfall into the Snake River.

**Service Impact:** This project will increase roadway safety by ensuring that stormwater drain properly and is conveyed without the restriction of the current pipe diameter.

**Accomplishments:**

- This project has not started.

	Prior Years	FY 2021-22	FY 2022-23	FY 2023-24	FY 2024-25	FY 2025-26	Total
<b>Source of Funds</b>							
Stormwater Fund	\$ -	\$ -	\$ 100,000	\$ 100,000	\$ -	\$ -	\$ 200,000
<b>Total Sources</b>	<b>\$ -</b>	<b>\$ -</b>	<b>\$ 100,000</b>	<b>\$ 100,000</b>	<b>\$ -</b>	<b>\$ -</b>	<b>\$ 200,000</b>
<b>Use of Funds</b>							
Construction	\$ -	\$ -	\$ 100,000	\$ 100,000	\$ -	\$ -	\$ 200,000
<b>Total Uses</b>	<b>\$ -</b>	<b>\$ -</b>	<b>\$ 100,000</b>	<b>\$ 100,000</b>	<b>\$ -</b>	<b>\$ -</b>	<b>\$ 200,000</b>

---

## **Regulatory Compliance**



# Section 9: Storm Water

## Update Stormwater Master Plan

**Project Status:** Planning

**Planned Start:** FY 23-24

**Estimated Completion:** FY 23-24

**Project Budget:** \$100,000

**Expended as of 7/1/21:** \$0

**Description:** The existing master plan was created in 2003 and must be updated to meet current standards.

**Service Impact:** An updated master plan will provide a better picture of the needs the stormwater system faces and will help direct the efforts of the Public Works department.

**Accomplishments:**

- This project has not started.

	Prior Years	FY 2021-22	FY 2022-23	FY 2023-24	FY 2024-25	FY 2025-26	Total
<b>Source of Funds</b>							
Stormwater Fund	\$ -	\$ -	\$ -	\$ 100,000	\$ -	\$ -	\$ 100,000
<b>Total Sources</b>	<b>\$ -</b>	<b>\$ -</b>	<b>\$ -</b>	<b>\$ 100,000</b>	<b>\$ -</b>	<b>\$ -</b>	<b>\$ 100,000</b>
<b>Use of Funds</b>							
Development	\$ -	\$ -	\$ -	\$ 100,000	\$ -	\$ -	\$ 100,000
<b>Total Uses</b>	<b>\$ -</b>	<b>\$ -</b>	<b>\$ -</b>	<b>\$ 100,000</b>	<b>\$ -</b>	<b>\$ -</b>	<b>\$ 100,000</b>

# Section 10: SRCI

## Section 10: SRCI

Page #	Project Name	FY 21-22	Total Cost	Estimated Start	Estimated Completion
<b>SRCI Infrastructure Maintenance</b>					
166	Booster Pump (Canyon)	\$ 10,000	\$ 20,000	FY 21-22	FY 22-23
167	SRCI Lower Lift Station	\$ 250,000	\$ 550,000	FY 21-22	FY 22-23
	<b>Total</b>	<b>\$ 260,000</b>	<b>\$ 570,000</b>	<b>N/A</b>	<b>N/A</b>

# Section 10: SRCI

## Booster Station (Canyon)

**Project Status:** Planning

**Planned Start:** FY 21-22

**Estimated Completion:** FY 21-22

**Project Budget:** \$10,000

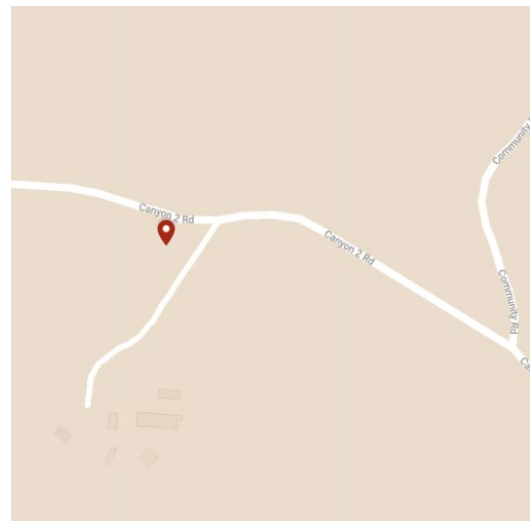
**Expended as of 7/1/21:** \$0

**Description:** This project will add a flow meter to the station and replace three pumps.

**Service Impact:** This booster station provides water services to the Snake River Correctional Institution.

**Accomplishments:**

- This project has not started.



	Prior Years	FY 2021-22	FY 2022-23	FY 2023-24	FY 2024-25	FY 2025-26	Total
<b>Source of Funds</b>							
SRCI Fund	\$ -	\$ 10,000	\$ 10,000	\$ -	\$ -	\$ -	\$ 20,000
<b>Total Sources</b>	<b>\$ -</b>	<b>\$ 10,000</b>	<b>\$ 10,000</b>	<b>\$ -</b>	<b>\$ -</b>	<b>\$ -</b>	<b>\$ 20,000</b>
<b>Use of Funds</b>							
Flow Meter	\$ -	\$ 10,000	\$ -	\$ -	\$ -	\$ -	\$ 10,000
Pumps	\$ -	\$ -	\$ 10,000	\$ -	\$ -	\$ -	\$ 10,000
<b>Total Uses</b>	<b>\$ -</b>	<b>\$ 10,000</b>	<b>\$ 10,000</b>	<b>\$ -</b>	<b>\$ -</b>	<b>\$ -</b>	<b>\$ 20,000</b>

# Section 10: SRCI

## SRCI Lower Lift Station

**Project Status:** Implementation

**Planned Start:** FY 21-22

**Estimated Completion:** FY 22-23

**Project Budget:** \$550,000

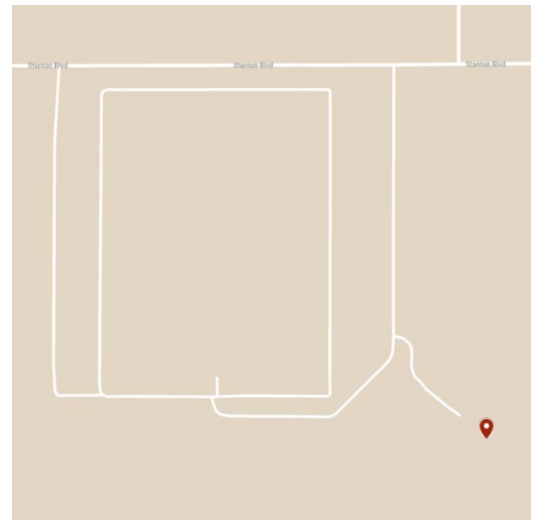
**Expended as of 7/1/21:** \$0

**Description:** This project will upgrade the sewer lines upstream of the siphon pumping.

**Service Impact:** This project will prevent over-pressure and overflow of sewage during high discharge from the Snake River Correctional Institute.

**Accomplishments:**

- This project has not started.



	Prior Years	FY 2021-22	FY 2022-23	FY 2023-24	FY 2024-25	FY 2025-26	Total
<b>Source of Funds</b>							
SRCI Fund	\$ -	\$ 250,000	\$ 300,000	\$ -	\$ -	\$ -	\$ 550,000
<b>Total Sources</b>	<b>\$ -</b>	<b>\$ 250,000</b>	<b>\$ 300,000</b>	<b>\$ -</b>	<b>\$ -</b>	<b>\$ -</b>	<b>\$ 550,000</b>
<b>Use of Funds</b>							
Construction	\$ -	\$ 250,000	\$ 300,000	\$ -	\$ -	\$ -	\$ 550,000
<b>Total Uses</b>	<b>\$ -</b>	<b>\$ 250,000</b>	<b>\$ 300,000</b>	<b>\$ -</b>	<b>\$ -</b>	<b>\$ -</b>	<b>\$ 550,000</b>